

MICROMETER HEADS

MEASUREMENT AND PRECISION POSITIONING

SMALL TOOL INSTRUMENTS
AND DATA MANAGEMENT



MICROMETER HEADS

Mitutoyo started business in 1934 as a trailblazing micrometer manufacturer in Japan and celebrated the 80th anniversary of its foundation in October, 2014. Nowadays, Mitutoyo enjoys the confidence of many customers in various fields as a worldwide full-range manufacturer of precision measuring tools and instruments.

Mitutoyo has manufactured micrometer heads since its foundation and established the main production plant at Onomi in Kochi Prefecture in 1977. Designed to mount on measuring instruments and precision fixtures, micrometer heads are used for various purposes including measurement, adjustment and positioning. Recent developments in technology have seen the micrometer head widely utilized in precise feeding devices and cross-travel

stages on laser instruments and manipulators, in addition to the usual duties on measurement jigs. In parallel with the application expansion, the customer's needs have increased. To meet customer demand, Mitutoyo provides standard micrometer heads with a choice of measuring range, stem type and body size. Furthermore, high-performance Digimatic Micrometer Head, 0.1mm spindle-pitch models (standard 0.5mm), etc., are now available for the new applications. Mitutoyo also provides customization services for special applications. Micrometer heads with customized spindle tips and precision leadscrews manufactured to customer specification can be supplied even in one-off quantities.




The main production plants for Mitutoyo micrometer heads are Kochi Mitutoyo Corporation Onomi Plant (started operation in 1977) on the upper reaches of the Shimanto River in Shikoku Tosa and Shiwa Production Department (started operation in 1979) in Higashi Hiroshima. Mitutoyo-brand products delivered through leading-edge technologies and facilities are renowned throughout the world as premier products, promoting a sense of confidence in every customer.



Shiwa Production Department



Kochi Mitutoyo Onomi Plant



Selection GuidePage **8**

Physical characteristics and sizes are listed to aid rapid selection for any particular application. 2D/3D CAD data on heads may be downloaded if required.


Selection Guide



Digimatic headsPage **12**

Digital readout heads that can output measurement data in Digimatic format to enable incorporation into a process control system. Some models are waterproof to IP65 level.


Digimatic heads



Standard headsPage **16**

Standard analog heads offer a choice of measuring range, stem type and body size to suit almost any application.

Standard heads



High Function headsPage **32**

This type includes non-rotating spindle, quick-operating, fine-adjustment and locking-screw types.

High Function heads




Special Order headsPage **50**

Small quantities of heads, even one-offs, can be supplied to meet a customer's specification of features such as type of spindle tip, thimble graduation, custom engraving, etc.

Special-order heads

Micrometer Heads



Selection table

Measuring range	Main feature of head		Series	Page
0 - 1mm/0- .02"	High-Function	Differential Screw Translator (Extra-Fine Feed) Type		32
0 - 2.5mm/0- .05"	High-Function	Fine Spindle Feed of 0.25mm/rev	(11)	32
0 - 5mm/0- .2"	High-Function	Fine Spindle Feed of 0.1mm/rev	(1)	33, 34
	Standard	Ultra-small / Small Type	(5)	16, 17
0 - 6.5mm/0- .25"	Standard	Locking-screw Type	(2)	36 - 38
	High-Function	Fine Spindle Feed of 0.1mm/rev	(1)	33, 34
	High-Function	Ultra-small / Small Type		35
	Standard	Ultra-small / Small Type	(5)	16, 17
	Standard	Short Body with Choice of Thimble Diameter	(6)	18, 19
0 - 10mm	High-Function	Large Thimble Type for Fine Feed	(13)	41, 42
	Standard	Locking-screw Type	(2)	36 - 38
0 - 13mm/0- .5"		Fine Spindle Feed of 0.25mm/rev		35
	High-Function	Fine Spindle Feed of 0.25mm/rev	(11)	32
		Short Body with Choice of Thimble Diameter	(6)	18, 19
	Standard	Short Body with Choice of Thimble Diameter	(3)	20, 21
	Standard	Small Standard Type with Zero-adjustable Thimble	(10)	22, 23



Measuring range	Main feature of head		Series	Page		
0 - 15mm/0- .5"	High-Function	Non-rotating Spindle Type	(8)	153	39	
	High-Function	Quick Spindle Feed of 1mm/rev	(4)	152	40	
	Standard	Small Standard Type with Carbide-Tipped Spindle	(9)	149	24, 25	
0 - 25mm/0- 1"	Digimatic			350	12 - 15	
	High-Function	Non-rotating Spindle Type	(8)	153	39	
		Quick Spindle Feed of 1mm/rev			152	40
		Large Thimble Type for Fine Feed			152	41, 42
		XY-Stage type	(14)			43
		Fine Graduation and High Accuracy		153	45	
		Digit Counter type		250	45	
Standard	Medium-sized Standard Type	(7)	150	26-28		
	Medium-sized Standard Type with 8mm diameter spindle		151	29-31		
0 - 50mm/0- 2"	Digimatic		(15)	164	12-15	
	High-Function	Quick Spindle Feed of 1mm/rev		152	40	
		Large Thimble Type for Fine Feed			152	41, 42
		Non-rotating Spindle and Large Thimble		197	44	
	Standard	Medium-sized Standard Type with 8mm diameter spindle	(12)	151	29-31	

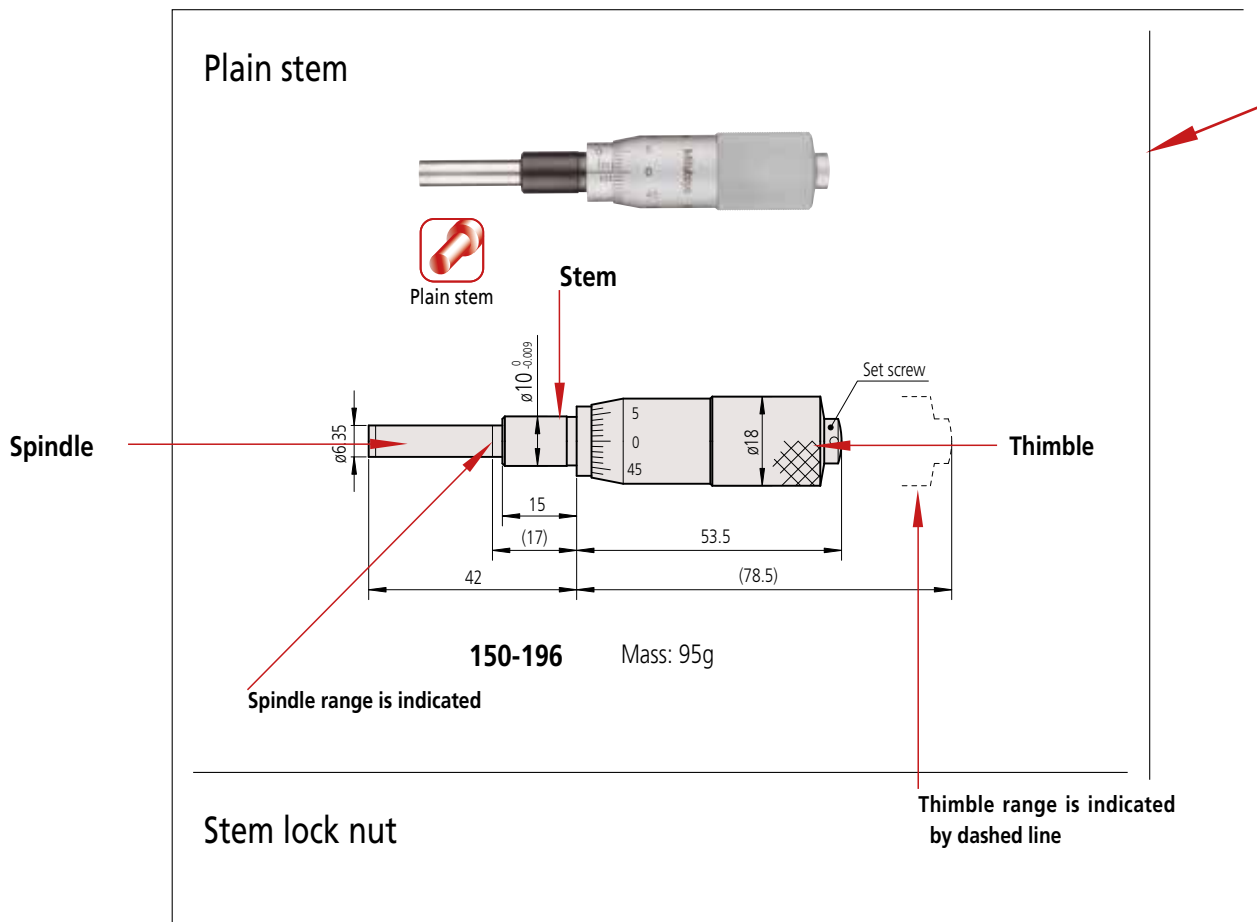
How to View This Catalog

■ Specify this number when ordering

Metric							Inch							
Order No.	Range	Accuracy	Stem dia.	Stem	Spindle end	Special features	Order No.	Range	Accuracy	Stem dia.	Stem	Spindle end	Special features	
150-192	0 - 25mm	±2μm	10mm	Plain	Flat (carbide tip)	Standard	150-208	0 - 1" / 0 - 25.4mm	±0.001" / ±0.003mm	.375" / 9.525mm	Plain	Flat (carbide tip)	Standard	
150-191				W/ clamp nut			150-207				W/ clamp nut			
150-209				Plain*			150-213**				Plain*			
150-210				W/ clamp nut*			150-214**				W/ clamp nut*			
150-801				Plain			150-811				Plain			
150-802				W/ clamp nut			150-812				W/ clamp nut			
150-821				Plain			150-831				Plain			
150-822				W/ clamp nut			150-832				W/ clamp nut			
150-190				Plain			150-206				Plain			
150-189				W/ clamp nut			150-205**				W/ clamp nut			
150-183**				Plain*			150-215**				Plain*			
150-184				W/ clamp nut*			150-216**				W/ clamp nut*			
150-196				Plain			150-198				Plain			
150-195				W/ clamp nut			150-197				W/ clamp nut			
150-211				Plain*			150-217**				Plain*			
150-212				W/ clamp nut*			150-218**				W/ clamp nut*			
150-219				Plain			150-221**				Plain			
150-220				W/ clamp nut			150-222**				W/ clamp nut			
150-803**				Plain*							Spherical (SR4) (carbide tip)			Standard
150-804**				W/ clamp nut*							Plain*			Reverse reading
150-823**				W/ clamp nut*							Plain*			Reverse reading
150-824**				W/ clamp nut*							Plain*			Reverse reading
150-223**				Plain*							Flat			Long spindle
150-224**				W/ clamp nut*							Flat			Long spindle

* with spindle lock ** made-to-order models *** graduation in inch only

DIMENSIONS



**Series 150
Micrometer Heads**

**Medium-sized Standard
Type**

Most popular small micrometer heads with a measuring range of 25mm. The wide variety of models enables a good match to the application to be achieved.

SPECIFICATIONS

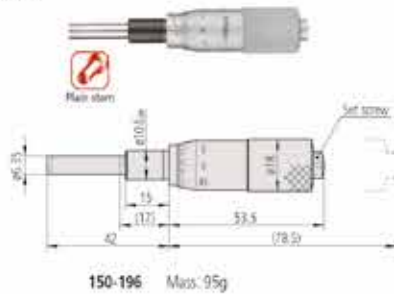
- Measuring range: 0 - 25mm
- Resolution: 0.01mm (0.001mm for models with vernier)
- Accuracy: ±2µm
- Measuring face: Material: Alloy tool steel (Only long spindle model is alloy tool steel)
Hardness: 50HRC or more (Only long spindle model is 60HRC or more)
Lapped
- Scale finishing: Satin-chrome plated

Metric						Inch					
Order No.	Range	Accuracy	Stem	Spindle end	Special features	Order No.	Range	Accuracy	Stem	Spindle end	Special features
150-192	0 - 25mm	±2µm	10mm	Plain	Flat (outside top)	150-208	0 - 1" 0 - 25.4mm	±0.001mm ±0.003mm	375°	Plain	Standard
150-191				W clamp nut		150-207				W clamp nut	
150-209				Plain*		150-213**				Plain*	
150-210				W clamp nut		150-214**				W clamp nut	
150-801				Plain		150-811				Plain	
150-802				W clamp nut		150-812				W clamp nut	
150-821				Plain		150-831				Plain	
150-822				W clamp nut		150-832				W clamp nut	
150-190				Plain		150-206				Plain	
150-189				W clamp nut		150-205**				W clamp nut	
150-183**				Plain*		150-215**				Plain*	
150-184				W clamp nut		150-216**				W clamp nut	
150-196				Plain		150-198				Plain	
150-195				W clamp nut		150-197				W clamp nut	
150-211				Plain*		150-217**				Plain*	
150-212				W clamp nut		150-218**				W clamp nut	
150-219				Plain		150-221**				Plain	
150-220				W clamp nut		150-222**				W clamp nut	
150-803**				Plain*							
150-804**				W clamp nut							
150-823**	Plain*										
150-824**	W clamp nut										
150-223**	Plain*										
150-224**	W clamp nut										

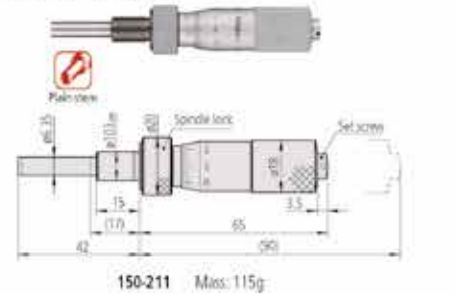
* with spindle lock. ** made-to-order models. *** graduation in inch only.

DIMENSIONS

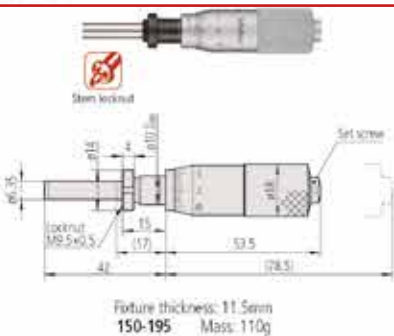
Plain stem



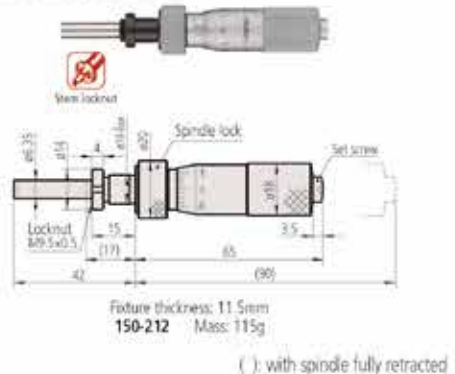
Plain stem and spindle lock



Stem locknut



Stem locknut and spindle lock



● CAD download service at Mitutoyo web site
2D CAD data can be downloaded at our web site. For details, refer to page 10.

Selection Guide

Key factors in selecting a micrometer head are the measuring range, spindle face, stem, graduations, thimble diameter, etc.

Stem


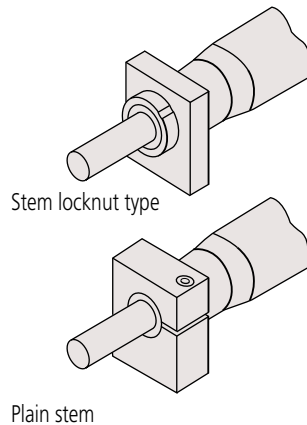
Plain stem




Stem locknut type



- The stem used to mount a micrometer head is classified as a "plain type" or "clamp nut type" as illustrated above. The stem diameter is manufactured to a nominal Metric or Imperial size with an h6 tolerance.
- The clamp nut stem allows fast and secure clamping of the micrometer head. The plain stem has the advantage of wider application and slight positional adjustment in the axial direction on final installation, although it does require a split-fixture clamping arrangement or adhesive fixing.
- General-purpose mounting fixtures are available as optional accessories.



Screw clamp




Clamp


- If a micrometer head is used as a stop it is desirable to use a head fitted with a spindle lock so that the setting will not change even under repeated shock loading.

Measuring Face

Flat face



Spherical face



Anti-rotation device

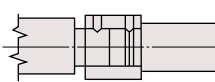
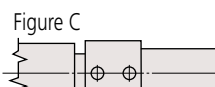
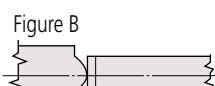
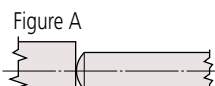


A flat measuring face is often specified where a micrometer head is used in measurement applications.

When a micrometer head is used as a feed device, a spherical face can minimize errors due to misalignment (Figure A). Alternatively, a flat face on the spindle can bear against a sphere, such as a carbide ball (Figure B).

A non-rotating spindle type micrometer head or one fitted with an anti-rotation device on the spindle (Figure C) can be used if a twisting action on the workpiece must be avoided.

If a micrometer head is used as a stop then a flat face both on the spindle and the face it contacts provides durability.



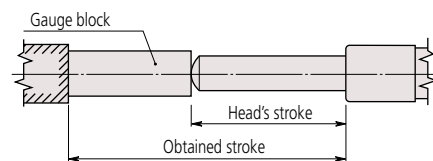
Measuring Range (Stroke)


When choosing a measuring range for a micrometer head, allow an adequate margin in consideration of the expected measurement stroke. Six stroke ranges, 5 to 50mm, are available for standard micrometer heads.

Even if an expected stroke is small, such as 2mm to 3mm, it will be cost effective to choose a 25mm-stroke model as long as there is enough space for installation. If a long stroke of over 50mm is required, the concurrent use of a gauge block can extend the effective measuring range. (Figure D)

In this guide, the range (or stroke end) of the thimble is indicated by a dashed line. For stroke ends, consider the thimble as moving to the position indicated by the line when designing the jig.


Figure D





Non-Rotating Spindle

- A non-rotating spindle type head does not exert a twisting action on a workpiece, which may be an important factor in some applications.




Ultra-fine Feed Applications

- Dedicated micrometer heads are available for manipulator applications, etc., which require ultra-fine feed or adjustment of spindle.


Spindle Thread Pitch

- The standard type head has 0.5mm pitch.
- 1mm-pitch type: quicker to set than standard type and avoids the possibility of a 0.5mm reading error. Excellent load-bearing characteristics due to larger screw thread.
- 0.25mm or 0.1mm-pitch type
This type is the best for fine-feed or fine-positioning applications.




Constant-force Device

A micrometer head fitted with a constant-force device (ratchet or friction thimble) is recommended for measurement applications. If using a micrometer head as a stop, or where saving space is a priority, a head without a ratchet is probably the best choice.




Micrometer head with constant-force device



Micrometer head without constant-force device (no ratchet)

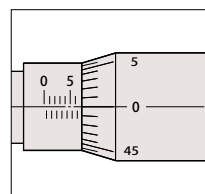
Thimble Diameter

- The diameter of a thimble greatly affects its usability and the "fineness" of positioning. A small-diameter thimble allows quick positioning whereas a large-diameter thimble allows fine positioning and easy reading of the graduations. Some models combine the advantages of both features by mounting a coarse-feed thimble (speeder) on the large-diameter thimble.

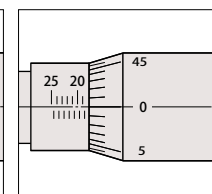


Graduation Styles

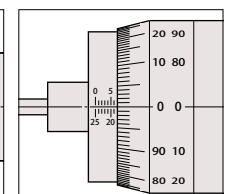
- Care is needed when taking a reading from a mechanical micrometer head, especially if the user is unfamiliar with the model.
- The "normal graduation" style, identical to that of an outside micrometer, is the standard. For this style the reading increases as the spindle retracts into the body.
- On the contrary, in the "reverse graduation" style the reading increases as the spindle advances out of the body.
- The "bidirectional graduation" style is intended to facilitate measurement in either direction by using black numerals for normal, and red numerals for reverse, operation.
- Micrometer heads with a mechanical or electronic digital display, which allow direct reading of a measurement value, are also available. These types are free from misreading errors. A further advantage is that the electronic digital display type can enable computer-based storage and statistical processing of measurement data.



Normal



Reverse



Bidirectional

CAD Data Download for Micrometer Heads

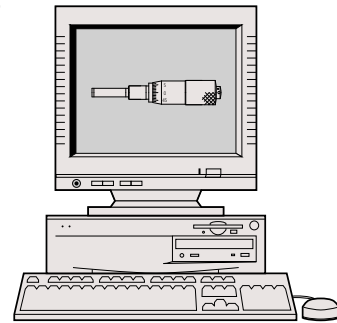
2D/3D CAD data files* of the micrometer heads described in this catalog are available for download from the Mitutoyo home page. The data is supplied in formats common to most CAD systems.

To download, access the "Micrometer Heads" section under "Product Information" and then follow the procedure given below.

2D geometric data: DXF

3D geometric data: IGS / STP

* For some models only 2D data files are available.



Mitutoyo home page <http://www.mitutoyo.eu>

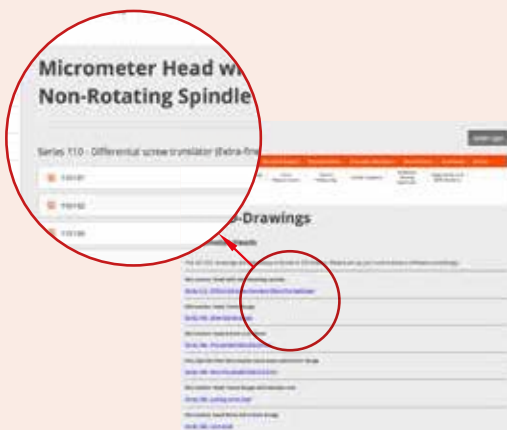
How to download:

1



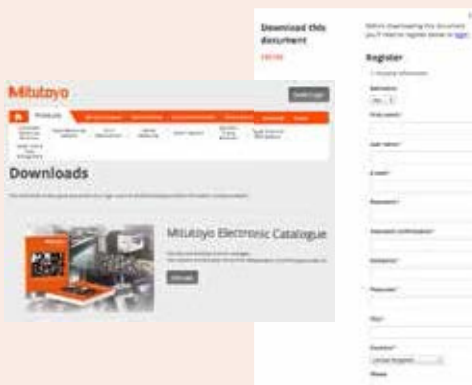
Page of product information list
Click the [2D-CAD Download] or [3D-CAD Download] button for the desired product.

2



A model listing window will open.
Click on the product you wish.

3



Please fill in the form to start download. Click the [Download Document] button and then click the [Save] button.

Contents/Index

■ Contents

<p>● Digimatic heads</p> <p>Series 164/350 Digimatic Micrometer Heads 12~15</p>	<p>● Standard heads</p> <p>Series 148 Ultra-Small Type 16, 17</p> <p>Series 148 Short Body with Choice of Thimble Diameter 18, 19</p> <p>Series 148 Small Standard Type 20, 21</p> <p>Series 148 Standard Type in Small Size with Zero-adjustable Thimble 22, 23</p> <p>Small Standard Type with Carbide-tipped Spindle 24, 25</p> <p>Series 150 Medium-sized Standard Type 26~28</p> <p>Series 151 Medium-sized Standard Type with 8mm Diameter Spindle 29~31</p>	<p>● High Function heads</p> <p>Series 110 Differential Screw Translator (Extra-Fine Feed) Type 32</p> <p>Series 148 Fine Spindle Feed of 0.1mm/rev 33, 34</p> <p>Series 148 Fine Spindle Feed of 0.25mm/rev 35</p> <p>Series 148 Locking-screw Type 36~38</p> <p>Series 153 Non-rotating Spindle Type 39</p> <p>Series 152 Quick Spindle Feed of 1mm/rev 40</p> <p>Series 152 Large Thimble Type for Fine Feed 41, 42</p> <p>Series XY-Stage Type 43</p> <p>Series 197 Non-rotating Spindle and Large Thimble 44</p> <p>Series 153 Fine Graduation and High Accuracy 45</p> <p>Digit Counter Type 46</p> <p>Precision Leadscrews 46</p>	<p>● Special Order heads</p> <p>Micrometer Head Mounting Fixtures 47, 48</p> <p>Guidelines for Self-made Fixtures 49</p> <p>Static Load Test for Micrometer Heads 49</p> <p>Custom-built Products (Product Example Introductions) 50,51</p>
--	---	---	--

• Applications index

● Digimatic heads	Page
Rotating spindle type with digital display for easy reading in poorly lit locations or where high resolution is needed	12~15

• Standard heads

Lowest cost heads with a wide choice of stroke and size to suit almost any application. Stroke x Total length x Thimble Diameter (mm)

	Page
5x32x6	16,17
6.5x37x9.3	16,17
6.5x42x15/20/29	18,19
13x55x15/20/29	18,19
13x58.5x13	20,21
13x62x13	22,23
15x75.5x15	24,25
25x120.5x18	26~28
25x133x21	29~31
50x191x21	29~31

• High Function heads

	Page
• 10-20X finer feed than standard for ultra-precise positioning	32
• 5X finer feed than standard provides very precise positioning	33, 34
• 2X finer feed than standard provides precise positioning	35
• Convenient thumbscrew is provided for where spindle is frequently locked/unlocked	36-38
• Non-rotating spindle type for where twisting effect of spindle is undesirable	39
• 2X faster feedrate than standard provides quicker feeding/positioning	40
• Large thimble type provides higher resolution and readability than standard types	41, 42
• Large thimble type with special graduation scheme and quick zero-setting ring to suit XY-stage operation	43
• 2X more range and feedrate than standard with non-rotating spindle for where twisting effect of spindle is undesirable	44
• Large thimble, non-rotating spindle type provides higher accuracy and resolution than standard types for high-accuracy applications	45
• Mechanical counter type for easy digital reading to 0.01mm resolution with graduated sleeve for finer work	45

Series 164/350 Digimatic Micrometer Heads

Data output and digital reading make this type ideal for integrating into SPC systems.

SPECIFICATIONS

- Measuring face
Material: Carbide tip
Hardness: 90HRA or more
Lapped
- Scale finishing: Satin-chrome plated
- Fixture thickness: 11.5mm (recommended)

The large-character LCD enables easy, error-free reading of measurements to 0.001mm resolution. The spindle feeds at the standard rate of 0.5mm/rev.

Metric							
Order No.	Range	Resolution	Accuracy**	Stem	Stem dia	Spindle end	Graduation features
164-163	0 - 50mm	—	±3μm	Plain	18mm	Flat (carbide tip)	—
350-251-30	0 - 25mm	0.001mm	±2μm	W/ clamp nut	10mm	Spherical (SR4) (carbide tip)	Standard
350-252-30				Plain			
350-253-30				W/ clamp nut	12mm	Spherical (SR4) (carbide tip)	
350-254-30				Plain			
350-281-30*				W/ clamp nut	Flat (carbide tip)		
350-282-30*				Plain			
350-283-30*				W/ clamp nut	Spherical (SR4) (carbide tip)		
350-284-30*				Plain			
350-261-30*				W/ clamp nut	Flat		
				Plain			

* IP65 dust/water protection type

** Excluding quantizing error

Inch/Metric							
Order No.	Range	Resolution	Accuracy**	Stem	Stem dia	Spindle end	Graduation features
164-164	0 - 2" / 0 - 50.8mm	.00005" / 0.001mm	±.00015" / ±0.004mm	Plain	0.709" / 18.009mm	Flat (carbide tip)	—
350-351-30	0 - 1" / 0 - 25.4mm		±.0001" / ±0.003 mm	W/ clamp nut	0.375" / 9.525mm	Spherical (SR4) (carbide tip)	Standard
350-352-30				Plain			
350-353-30				W/ clamp nut	0.5" / 12.7mm	Spherical (SR4) (carbide tip)	
350-354-30				Plain			
350-381-30*				W/ clamp nut	Flat (carbide tip)		
350-382-30*				Plain			
350-383-30*				W/ clamp nut	Spherical (SR4) (carbide tip)		
350-384-30*				Plain			
350-361-30*				W/ clamp nut	Flat		
		Plain					

* IP65 dust/water protection type

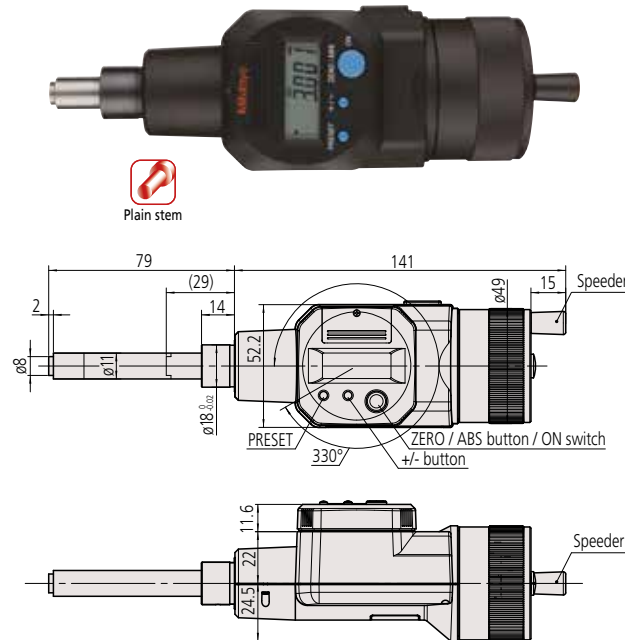
** Excluding quantizing error

Note: Stem diameter of IP65 type is 12mm.

DIMENSIONS

Plain stem

Unit: mm



164-163 Rotatable display Mass: 490g

Electrical Specifications

	Series 164	Series 350
Power supply	SR44 (2 pcs.), Order No. 938882	SR44 (1 pc), Order No. 938882
Battery life	Approx. 1.8 years under normal use	Approx. 2.4 years under normal use
Scale type	Electromagnetic induction rotary encoder	
Quantizing error	±1 count	

() : with spindle fully retracted

IP Codes

Level 6: Dustproof.
No ingress of dust allowed.
Level 5: Protected against water jets.
Water projected in jets against the enclosure from any direction shall have no harmful effects.

Accuracy

Quantizing error: Excluding ±1 count

Power supply for Series 350

SR44 (1 pc), **Order No. 938882**
(The supplied batteries are used for the monitor)

Power supply for Series 164

SR44 (2 pcs.), **Order No. 938882**
(The supplied batteries are used for the monitor)

Functions

Origin point setting (ABS measurement system): Resets the ABS origin at the current spindle position to the minimum value of the measuring range and switches to ABS mode.

Zero-setting (INC measurement system):

A brief press on the ZERO/ABS button sets display to zero at the current spindle position and switches to the incremental (INC) measuring mode. A longer press resets to the ABS measuring mode.

Data output:

Equipped with output port for transferring measurement data to a Statistical Process Control (SPC) and measurement system.

Auto power ON/OFF:

The reading on the LCD disappears after this instrument is idle for about 20 minutes, but the reading and measurement mode are retained. Turning the spindle causes the reading on the LCD to reappear.

Error alarm:

In case of an overflow on the LCD or a computing error, an error message appears on the LCD and the measuring function stops. This prevents an instrument from giving an erroneous reading. Also, when the battery voltage drops to a certain level, the low-battery-voltage alarm annunciator appears well before the micrometer becomes unusable.

Optional accessories	
Connecting cables for Series 164	
DIGIMATIC Cable 1m	959149
DIGIMATIC Cable 2m	959150
USB Input Tool Direct (2m)	06ADV380C
Connecting cable U-WAVE-T	02AZD790C
Connecting cable U-WAVE-T foot switch type	02AZE140C
Connecting cables for 350 series	
DIGIMATIC Cable 1m	05CZA662
DIGIMATIC Cable 2m	05CZA663
USB Input Tool Direct (2m)	06ADV380B
Connecting cable U-WAVE-T	02AZD790B
Connecting cable U-WAVE-T foot switch type	02AZE140B

Digimatic heads

DIMENSIONS

Plain stem

350-281-30 (Stem dia. 12mm, waterproof type) Mass: 230g

Unit: mm

350-261-30
(Stem dia. 12mm, waterproof type)
Mass: 235g

Bush (standard accessory)
350-261-30

350-283-30
Spherical face
SR4 *1

*1 Other dimensions are the same as **350-281-30**.
() : with spindle fully retracted


CAD download service at Mitutoyo web site

2D CAD data can be downloaded at our web site. For details, refer to page 10.


DIMENSIONS

Stem locknut

Unit: mm

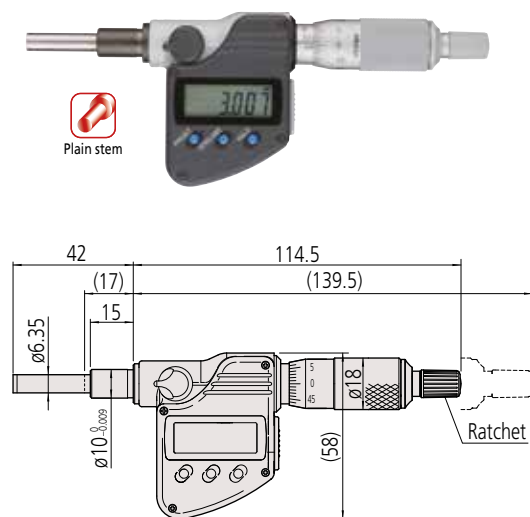


Fixture thickness: 11.5mm
350-282-30 (Stem dia. 12mm, equipped with locknut, waterproof type) Mass: 230g

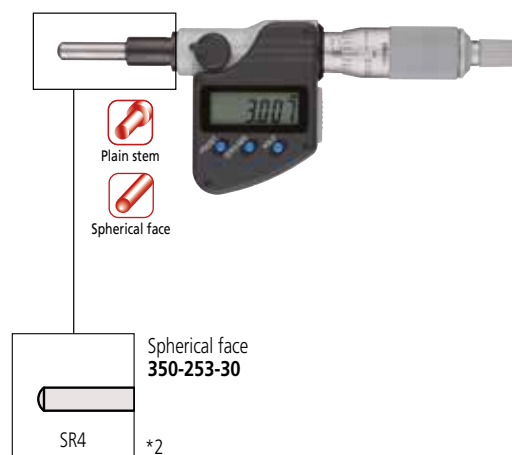


*1 Other dimensions are the same as **350-282-30**.
 (): with spindle fully retracted

Plain stem



350-251-30
 (Stem dia. 10mm, for general use) Mass: 230g



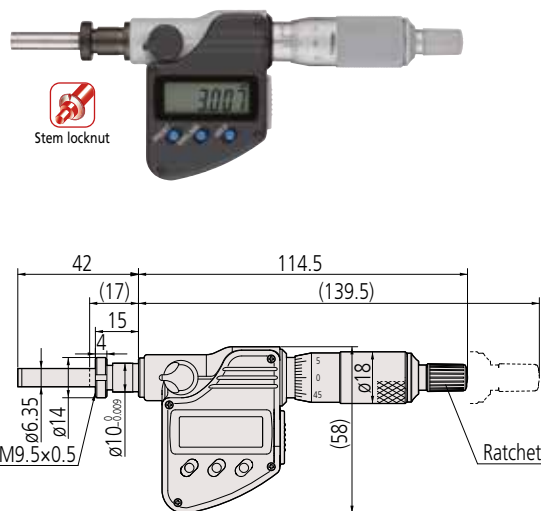
*2 Other dimensions are the same as **350-251-30**.
 (): with spindle fully retracted

● CAD download service at Mitutoyo web site

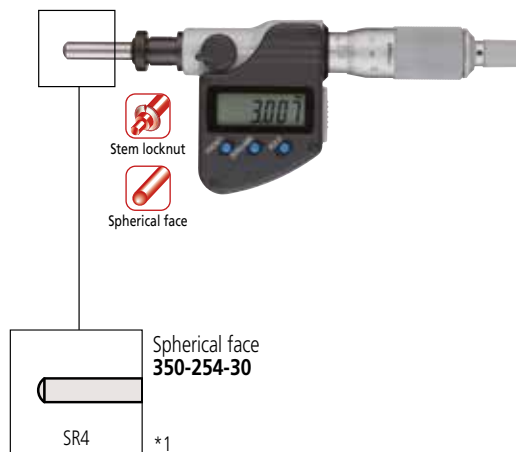
2D CAD data can be downloaded at our web site. For details, refer to page 10.

Unit: mm

Stem locknut



Fixture thickness: 11.5mm
350-252-30
 (Stem dia. 10mm, for general use) Mass: 230g



*1 Other dimensions are the same as **350-252-30**.
 (): with spindle fully retracted

Series 148 Micrometer Heads

Small/Ultra-small Type

Miniature micrometer heads ideal for applications where space is extremely limited.

SPECIFICATIONS

- Measuring range: 0 - 5mm
0 - 6.5mm
- Resolution: 0.02mm
0.01mm
- Accuracy: $\pm 5\mu\text{m}$
- Measuring face: Material: Alloy tool steel
Hardness: 60HRC or more
Lapped
- Scale finishing: Satin-chrome plated

Metric						
Order No.	Range	Accuracy	Stem dia.	Stem	Spindle end	Graduation
148-215	0 - 5mm	$\pm 5\mu\text{m}$	3.5mm	Plain	Spherical (SR1.5)	Standard
148-216				W/ clamp nut		
148-201	0 - 6.5mm		6mm	Plain	Flat	
148-203				W/ clamp nut		
148-205			Plain	Spherical (SR3)		
148-207			W/ clamp nut			
148-209	Plain	Flat	Reverse reading			
148-211	W/ clamp nut					

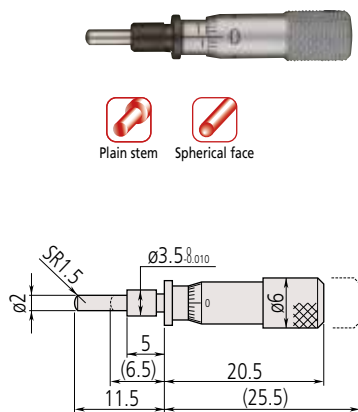
Inch							
Order No.	Range	Accuracy	Stem dia.	Stem	Spindle end	Graduation	
148-217	0 - .2" /	$\pm 0.00025" /$ $\pm 0.006\text{mm}$.156" /	Plain	Spherical (SR1.5)	Standard	
148-218	0 - 5.08mm			3.962mm			W/ clamp nut
148-202			0 - .25" /		.25" /		Plain
148-204	W/ clamp nut						
148-206	6.35mm			6.35mm	Plain		Spherical (SR3)
148-208					W/ clamp nut		
148-210*	Plain	Flat	Reverse reading				
148-212*	W/ clamp nut						

* made-to-order models

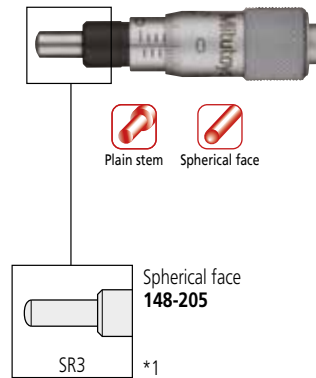
DIMENSIONS

Plain stem

Unit: mm

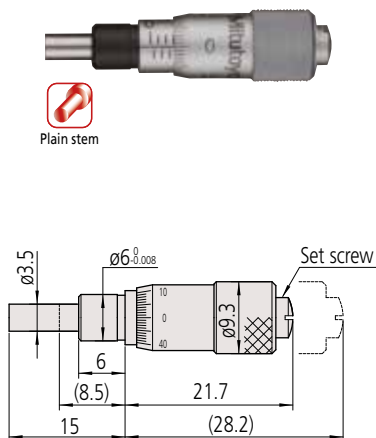


148-215 Mass: 4g

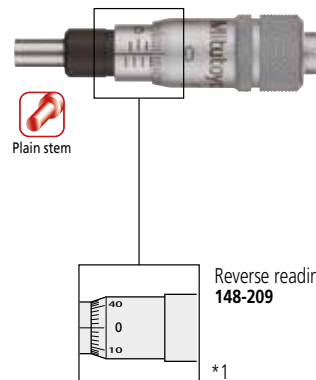


Spherical face
148-205
SR3 *1

*1 Other dimensions are the same as 148-201.



148-201 Mass: 10g






Reverse reading
148-209
*1

(): with spindle fully retracted

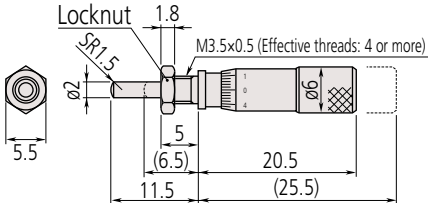
DIMENSIONS

Stem locknut









 Stem locknut Spherical face



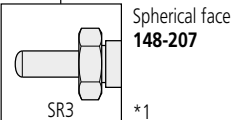
Locknut 1.8
 SR1.5
 M3.5x0.5 (Effective threads: 4 or more)
 5 (6.5)
 20.5 (25.5)
 11.5
 5.5
 02
 06
 Fixture thickness: 3mm Mass: 4g
148-216

Unit: mm








 Stem locknut Spherical face



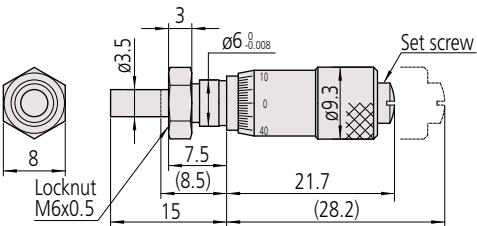
Spherical face
148-207
 SR3 *1

*1 Other dimensions are the same as **148-203**.







 Stem locknut

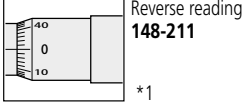


Locknut M6x0.5
 8
 03.5
 3
 06 0.008
 7.5 (8.5)
 21.7 (28.2)
 15
 Set screw
 Fixture thickness: 4mm Mass: 10g
148-203





 Stem locknut



Reverse reading
148-211
 *1

(): with spindle fully retracted

● **CAD download service at Mitutoyo web site**

2D CAD data can be downloaded at our web site. For details, refer to page 10.

Series 148 Micrometer Heads

Short Thimble with Choice of Diameter

The short thimble design with good stroke enables incorporation in equipment where space is limited. Three model variations offer a choice of thimble diameter for best match to the application.

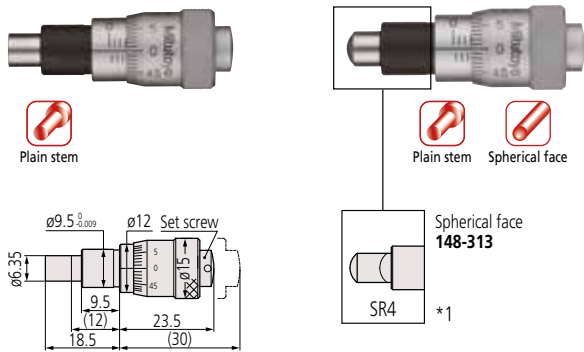
SPECIFICATIONS

- Measuring range: 0 - 6.5mm
0 - 13mm
- Resolution: 0.01mm
- Accuracy: $\pm 2\mu\text{m}$
- Measuring face: Material: Alloy tool steel Hardness: 60HRC or more Lapped
- Scale finishing: Satin-chrome plated

Metric							Inch						
Order No.	Range	Accuracy	Stem dia.	Stem	Spindle end	Special features	Order No.	Range	Accuracy	Stem dia.	Stem	Spindle end	Special features
148-301	0 - 6.5mm	$\pm 2\mu\text{m}$	9.5mm	Plain	Flat	15mm thimble dia.	148-351	0 - .25"/ 6.35mm	± 0.001 " / $\pm 0.003\text{mm}$.375" / 9.525mm	Plain	Flat	.59" thimble dia./ 14.986mm
148-302				W/ clamp nut		15mm thimble dia.	148-352				W/ clamp nut		.79" thimble dia./ 20.066mm
148-303				Plain		20mm thimble dia.	148-353				Plain		.79" thimble dia./ 20.066mm
148-304				W/ clamp nut		20mm thimble dia.	148-354				W/ clamp nut		.79" thimble dia./ 20.066mm
148-305				Plain		29mm thimble dia.	148-355				Plain		1.14" thimble dia./ 28.956mm
148-306				W/ clamp nut		29mm thimble dia.	148-356				W/ clamp nut		1.14" thimble dia./ 28.956mm
148-313	0 - 13mm	$\pm 2\mu\text{m}$	9.5mm	Plain	Spherical (SR4)	15mm thimble dia.	148-357	0 - .5"/ 12.7mm	± 0.001 " / $\pm 0.003\text{mm}$.375" / 9.525mm	Plain	Flat	.59" thimble dia./ 14.986mm
148-314				W/ clamp nut	15mm thimble dia.	148-358	W/ clamp nut				.79" thimble dia./ 20.066mm		
148-307				Plain	15mm thimble dia.	148-359	Plain				1.14" thimble dia./ 28.956mm		
148-308				W/ clamp nut	15mm thimble dia.	148-360	W/ clamp nut				1.14" thimble dia./ 28.956mm		
148-309				Plain	20mm thimble dia.	148-361	Plain				1.14" thimble dia./ 28.956mm		
148-310				W/ clamp nut	20mm thimble dia.	148-362	W/ clamp nut				1.14" thimble dia./ 28.956mm		
148-311				Plain		29mm thimble dia.							
148-312				W/ clamp nut		29mm thimble dia.							

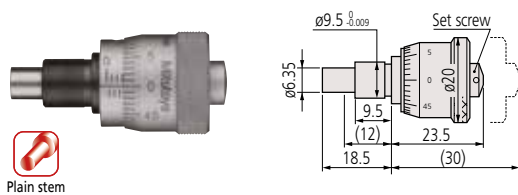
DIMENSIONS

Plain stem

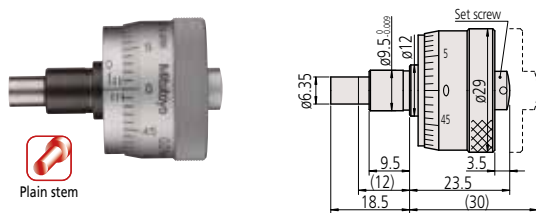


Mass: 26g
148-301 Thimble diameter: $\phi 15$

*1 Other dimensions are the same as 148-301.



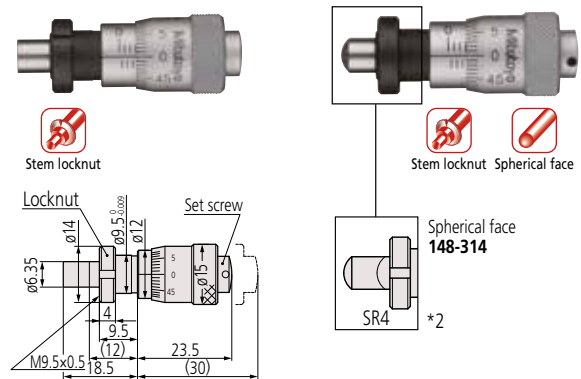
Mass: 39g
148-303 Thimble diameter: $\phi 20$



Mass: 71g
148-305 Thimble diameter: $\phi 29$

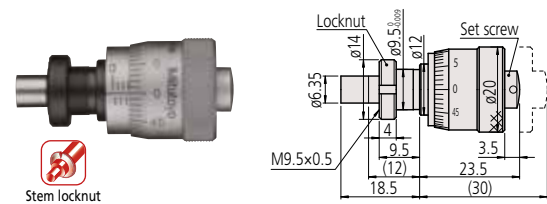
Stem locknut

Unit: mm

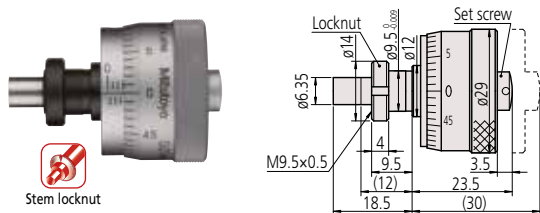


Fixture thickness : 6mm
Mass: 26g
148-302 Thimble diameter: $\phi 15$

*2 Other dimensions are the same as 148-302.



Fixture thickness : 6mm
Mass: 39g
148-304 Thimble diameter: $\phi 20$



Fixture thickness : 6mm
Mass: 71g
148-306 Thimble diameter: $\phi 29$

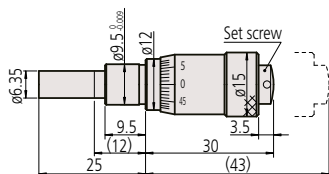
() : with spindle fully retracted

DIMENSIONS

Plain stem



Plain stem



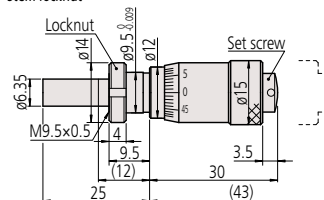
Mass: 35g
148-307 Thimble diameter: $\phi 15$

Stem locknut

Unit: mm



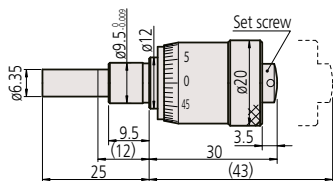
Stem locknut



Fixture thickness : 6mm Mass: 35g
148-308 Thimble diameter: $\phi 15$



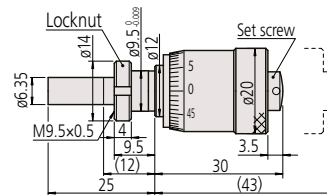
Plain stem



Mass: 55g
148-309 Thimble diameter: $\phi 20$



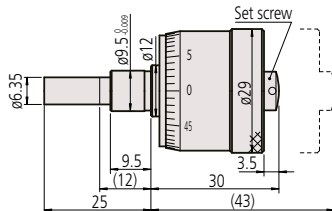
Stem locknut



Fixture thickness : 6mm Mass: 55g
148-310 Thimble diameter: $\phi 20$



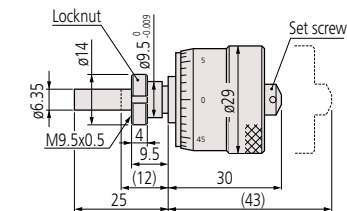
Plain stem



Mass: 103g
148-311 Thimble diameter: $\phi 29$



Stem locknut



Fixture thickness : 6mm Mass: 103g
148-312 Thimble diameter: $\phi 29$

() : with spindle fully retracted

● **CAD download service at Mitutoyo web site**

2D CAD data can be downloaded at our web site. For details, refer to page 10.

Series 148 Micrometer Heads Small Standard Type

A small, popular, 13mm-stroke standard micrometer head offering many useful variations including a reverse reading option.

SPECIFICATIONS

- Measuring range: 0 - 13mm
- Resolution: 0.01mm
- Accuracy: $\pm 2\mu\text{m}$
- Measuring face: Material: Alloy tool steel
Hardness: 60HRC or more
Lapped
- Scale finishing: Satin-chrome plated

Metric							Inch						
Order No.	Range	Accuracy	Stem dia.	Stem	Spindle end	Graduation	Order No.	Range	Accuracy	Stem dia.	Stem	Spindle end	Graduation
148-104	0 - 13mm	$\pm 2\mu\text{m}$	9.5mm	Plain	Flat	Standard	148-112	0 - .5"/ 0 - 12.7mm	$\pm 0.001"/$ $\pm 0.003\text{mm}$.375"/ 9.525mm	Plain	Spherical (SR4)	Standard
148-103				W/ clamp nut			148-111**				W/ clamp nut		
148-121				Plain*			148-123				Plain*		
148-120				W/ clamp nut*			148-122				W/ clamp nut*		
148-801				Plain			148-811				Plain		
148-802				W/ clamp nut			148-812				W/ clamp nut		
148-803				Plain*	148-813		Plain*						
148-804				W/ clamp nut*	148-814		W/ clamp nut*						
148-821				Plain	148-831		Plain						
148-822				W/ clamp nut	148-832		W/ clamp nut						
148-823				Plain*	148-833		Plain*						
148-824				W/ clamp nut*	148-834		W/ clamp nut*						
					Flat	Reverse reading					Flat	Reverse reading	

* with spindle lock

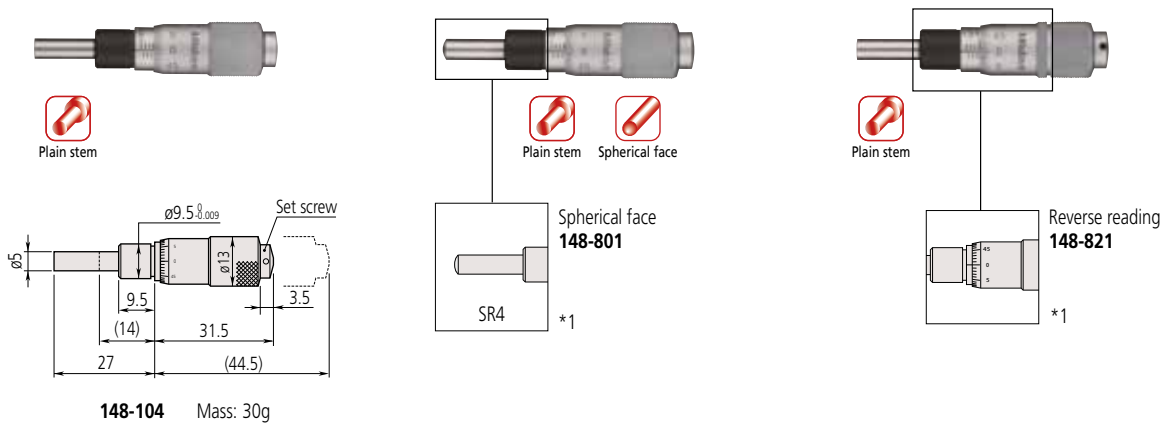
* with spindle lock

** made-to-order model

DIMENSIONS

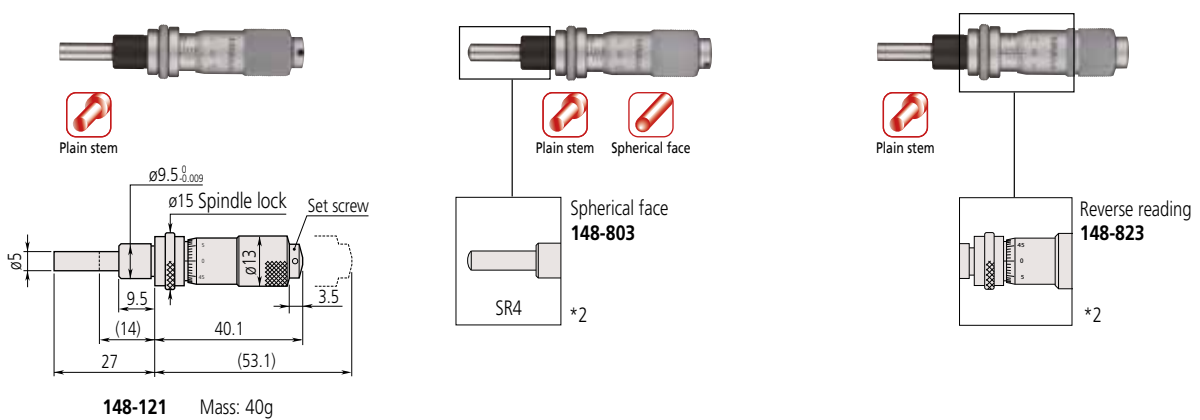
Plain stem

Unit: mm



*1 Other dimensions are the same as 148-104.

Plain stem and spindle lock

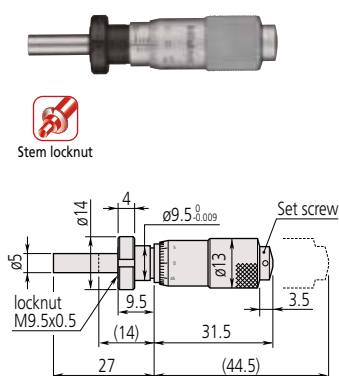


*2 Other dimensions are the same as 148-121.
(): with spindle fully retracted

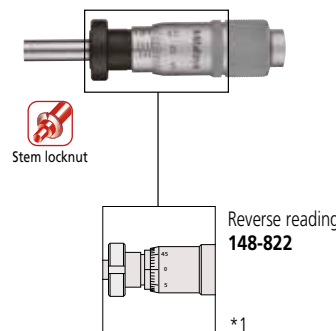

DIMENSIONS

Unit: mm

Stem locknut

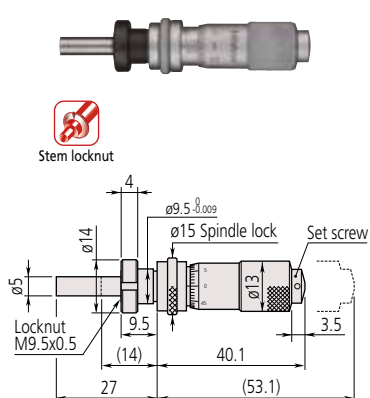


Fixture thickness: 6mm
148-103 Mass: 35g

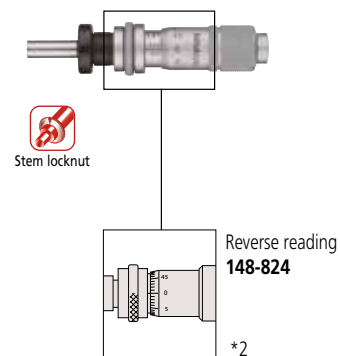
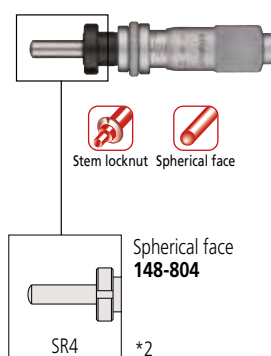


*1 Other dimensions are the same as **148-103**.

Stem locknut and spindle lock



Fixture thickness: 6mm
148-120 Mass: 45g



*2 Other dimensions are the same as **148-120**.
 (): with spindle fully retracted

● **CAD download service at Mitutoyo web site**

2D CAD data can be downloaded at our web site. For details, refer to page 10.

Series 148 Micrometer Heads

Small Thimble Diameter Standard Type

A small, 13mm-stroke standard micrometer head with zero point adjustment on the thimble. Variations include a reverse reading option and an all-stainless-steel model.

SPECIFICATIONS

- Measuring range: 0 - 13mm
- Resolution: 0.01mm
- Accuracy: $\pm 2\mu\text{m}$
- Measuring face: Material: Alloy tool steel
Hardness: 60HRC or more Lapped
- Scale finishing: Satin-chrome plated

Metric						
Order No.	Range	Accuracy	Stem dia.	Stem	Spindle end	Special features
148-503	0 - 13mm	$\pm 2\mu\text{m}$	9.5mm	Plain	Flat	Standard
148-513				W/ clamp nut		Stainless steel throughout
148-508				Plain*	Standard	
148-506				W/ clamp nut*		
148-504				Plain	Spherical (SR4)	
148-853				W/ clamp nut*		
148-854				Plain	Flat	
148-863				W/ clamp nut*		
148-864				W/ clamp nut*	Reverse reading	
148-518**				W/ clamp nut		
148-858**				W/ clamp nut	Spherical (SR4)	
148-866**				Plain*		
148-856**				Plain*	Spherical (SR4)	
148-868**				W/ clamp nut		

* with spindle lock ** made-to-order models

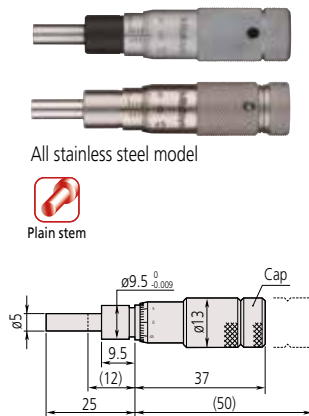
Inch						
Order No.	Range	Accuracy	Stem dia.	Stem	Spindle end	Special features
148-501	0 - .5"/ 12.7mm	$\pm 0.0001"/$ $\pm 0.003\text{mm}$.375"/ 9.525mm	Plain	Flat	Standard
148-511**				W/ clamp nut		Stainless steel throughout
148-507**				Plain*	Standard	
148-505				W/ clamp nut*		
148-502				Plain	Spherical (SR4)	
148-851				W/ clamp nut*		
148-852				Plain	Flat	
148-861				W/ clamp nut*		
148-862				W/ clamp nut*	Reverse reading	

* with spindle lock ** made-to-order models

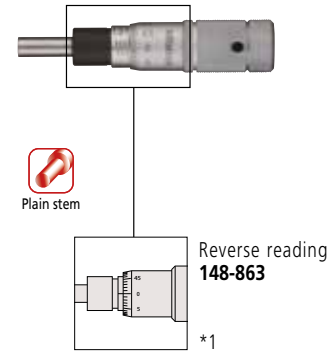
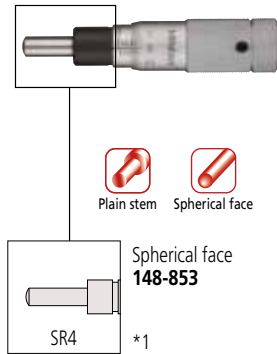
DIMENSIONS

Plain stem

Unit: mm

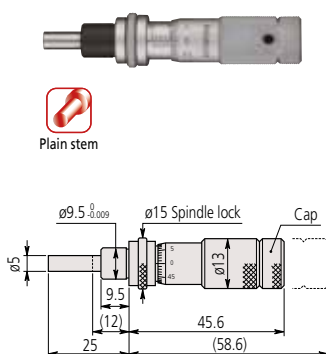


148-503 Mass: 35g
148-513 All stainless steel model

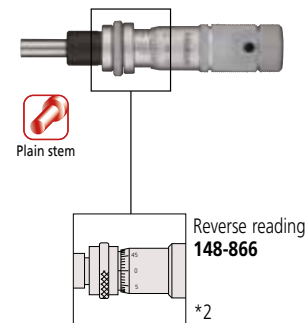
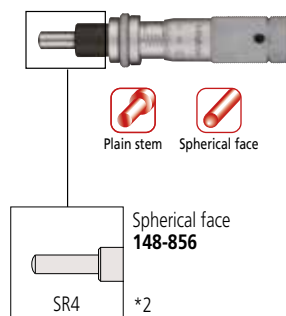


*1 Other dimensions are the same as 148-503.

Plain stem and spindle lock



148-506 Mass: 35g



*2 Other dimensions are the same as 148-506.
() : with spindle fully retracted

DIMENSIONS

Stem locknut

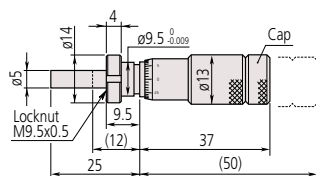
Unit: mm



All stainless steel model



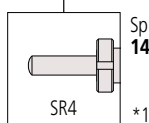
Stem locknut



Fixture thickness: 6mm Mass: 40g
148-508
148-518 All stainless steel model



Stem locknut Spherical face

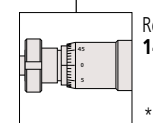


Spherical face
148-858

*1



Stem locknut



Reverse reading
148-868

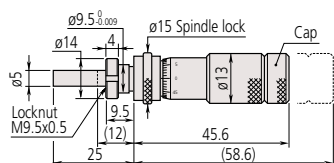
*1

*1 Other dimensions are the same as **148-508**.


Stem locknut and spindle lock



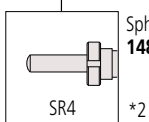
Stem locknut



Fixture thickness: 6mm Mass: 40g
148-504



Stem locknut Spherical face

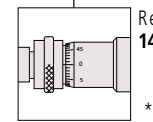


Spherical face
148-854

*2



Stem locknut



Reverse reading
148-864

*2

*2 Other dimensions are the same as **148-504**.
 () : with spindle fully retracted

● CAD download service at Mitutoyo web site

2D CAD data can be downloaded at our web site. For details, refer to page 10.

Series 149 Micrometer Heads

Small Standard Type with Carbide-Tipped Spindle

A small, 15mm-stroke standard micrometer head featuring a carbide-tipped spindle and useful variations including a reverse reading option.

SPECIFICATIONS

- Measuring range: 0 - 15mm
- Resolution: 0.01mm
- Accuracy: $\pm 2\mu\text{m}$
- Measuring face: Material: Carbide tip
Hardness: 90HRA or more
Lapped
- Scale finishing: Satin-chrome plated

Metric								
Order No.	Range	Accuracy	Stem dia.	Stem	Spindle end	Graduation		
149-132	0 - 15mm	$\pm 2\mu\text{m}$	9.5mm	Plain	Flat (carbide tip)	Standard		
149-131				W/ clamp nut				
149-183				Plain*				
149-184				W/ clamp nut*				
149-801				Plain			Spherical (SR4)	
149-802				W/ clamp nut			Spherical (SR4)(carbide tip)	
149-821				Plain			Flat	Reverse reading
149-822				W/ clamp nut			Flat (carbide tip)	Reverse reading
149-803**				Plain*			Spherical (SR4)	Standard
149-804**				W/ clamp nut*			Spherical (SR4)(carbide tip)	Standard
149-823**	Plain*	Flat	Reverse reading					
149-824**	W/ clamp nut*	Flat (carbide tip)	Reverse reading					

* with spindle lock ** made-to-order models

Inch								
Order No.	Range	Accuracy	Stem dia.	Stem	Spindle end	Graduation		
149-148	0 - .5"/ 12.7mm	± 0.0001 "/ $\pm 0.003\text{mm}$.375"/ 9.525mm	Plain	Flat (carbide tip)	Standard		
149-147				W/ clamp nut				
149-185***				Plain*				
149-182				W/ clamp nut*				
149-811				Plain			Spherical (SR4)	
149-812				W/ clamp nut			Spherical (SR4)(carbide tip)	
149-831**				Plain			Flat	Reverse reading
149-832**				W/ clamp nut			Flat (carbide tip)	Reverse reading
149-181**				Plain*			Flat (carbide tip)	Standard

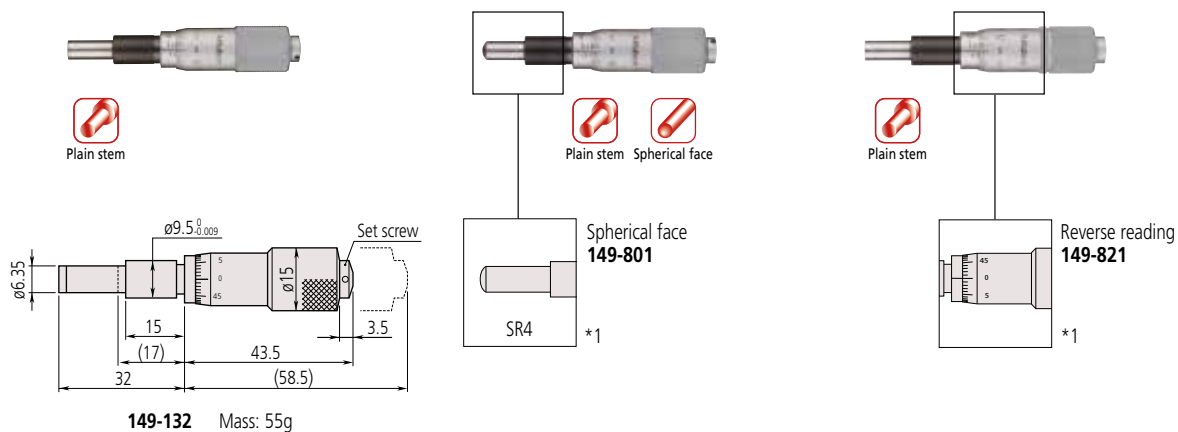
* with spindle lock ** made-to-order model

*** w/ratchet (149-181) is available

DIMENSIONS

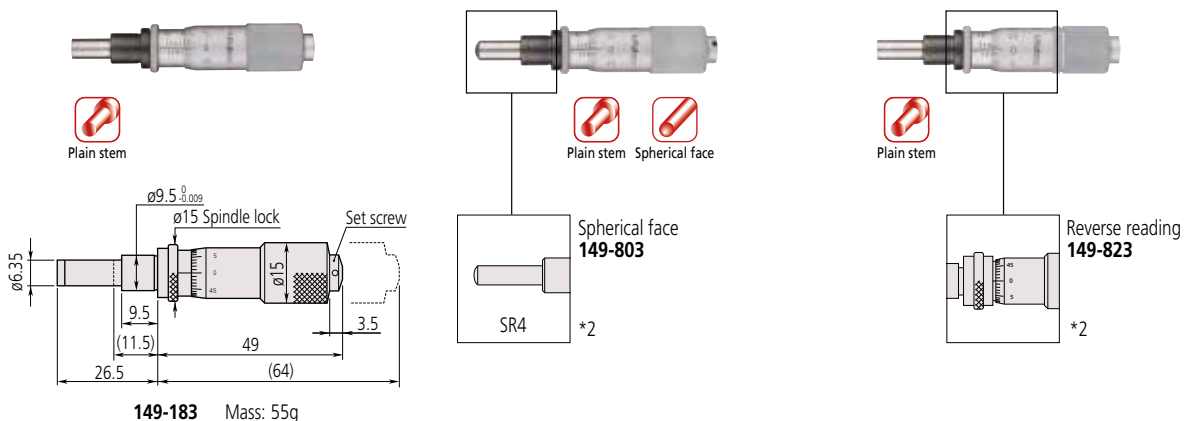
Plain stem

Unit: mm



*1 Other dimensions are the same as 149-132.

Plain stem and spindle lock

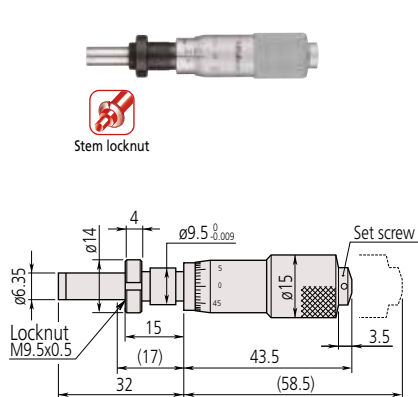


*2 Other dimensions are the same as 149-183.
() : with spindle fully retracted

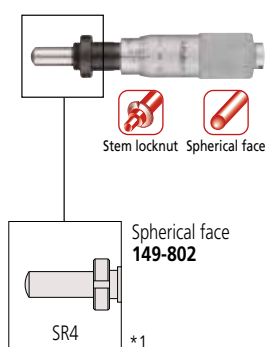
DIMENSIONS

Stem locknut

Unit: mm

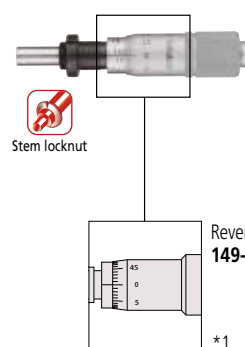


Fixture thickness: 11.5mm
149-131 Mass: 60g



Spherical face
149-802

*1

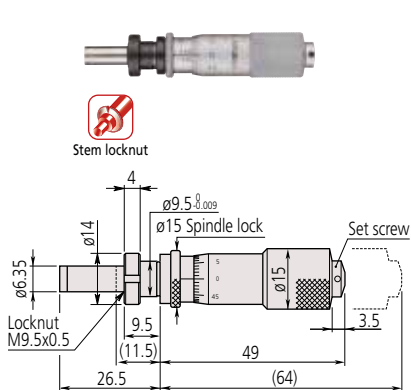


Reverse reading
149-822

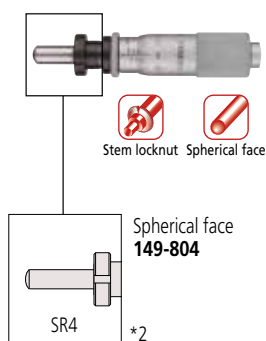
*1

*1 Other dimensions are the same as **149-131**.

Stem locknut and spindle lock

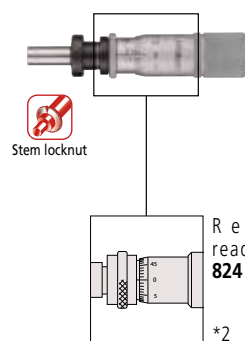


Fixture thickness: 6mm
149-184 Mass: 60g



Spherical face
149-804

*2



Reverse reading
149-824

*2

*2 Other dimensions are the same as **149-184**.
(): with spindle fully retracted

● **CAD download service at Mitutoyo web site**

2D CAD data can be downloaded at our web site. For details, refer to page 10.

Series 150 Micrometer Heads

Medium-sized Standard Type

Most popular small micrometer heads with a measuring range of 25mm. The wide variety of models enables a good match to the application to be achieved.

SPECIFICATIONS

- Measuring range: 0 - 25mm
- Resolution: 0.01mm (0.001mm for models with vernier)
- Accuracy: $\pm 2\mu\text{m}$
- Measuring face: Material: Alloy tool steel (Only long spindle model is alloy tool steel)
Hardness: 90HRC or more (Only long spindle model is 60HRC or more)
Lapped
- Scale finishing: Satin-chrome plated

Metric							
Order No.	Range	Accuracy	Stem dia.	Stem	Spindle end	Special features	
150-192	0 - 25mm	$\pm 2\mu\text{m}$	10mm	Plain	Flat (carbide tip)	Standard	
150-191				W/ clamp nut			
150-209				Plain*			
150-210				W/ clamp nut*			
150-801				Plain			Spherical (SR4) (carbide tip)
150-802				W/ clamp nut			
150-821				Plain			Reverse reading
150-822				W/ clamp nut			
150-190				Plain			W/vernier (0.001mm)
150-183**				W/ clamp nut			
150-184				Plain*			
150-196				W/ clamp nut*	Flat (carbide tip)	w/o ratchet stop	
150-195				Plain			
150-211				W/ clamp nut			
150-212				Plain*			
150-219				W/ clamp nut*	Flat	Long spindle	
150-220				Plain			
150-803**				W/ clamp nut	Spherical (SR4) (carbide tip)	Standard	
150-804**				Plain*			
150-823**				W/ clamp nut*	Flat (carbide tip)	Reverse reading	
150-824**				Plain*			
150-223**				W/ clamp nut*	Flat	Long spindle	
150-224**	Plain*						

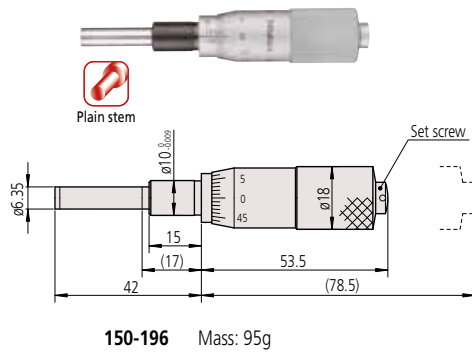
Inch							
Order No.	Range	Accuracy	Stem dia.	Stem	Spindle end	Special features	
150-208	0 - 1" 0 - 25.4mm	± 0.001 "/ ± 0.003 mm	.375"	Plain	Flat (carbide tip)	Standard	
150-207				W/ clamp nut			
150-213**				Plain*			
150-214**				W/ clamp nut*			
150-811				Plain			Spherical (SR4) (carbide tip)
150-812				W/ clamp nut			
150-831				Plain			Reverse graduation
150-832				W/ clamp nut			
150-206				W/vernier (.0001")			W/vernier (.0001") (0.003mm)***
150-205**				W/ clamp nut			
150-215**				Plain*			
150-216**				W/ clamp nut*	Flat (carbide tip)	w/o ratchet stop	
150-198				Plain			
150-197				W/ clamp nut			
150-217**				Plain*			
150-218**				W/ clamp nut*	Flat	Long spindle	
150-221**				Plain			
150-222**				W/ clamp nut			

* with spindle lock ** made-to-order models *** graduation in inch only

* with spindle lock ** made-to-order models

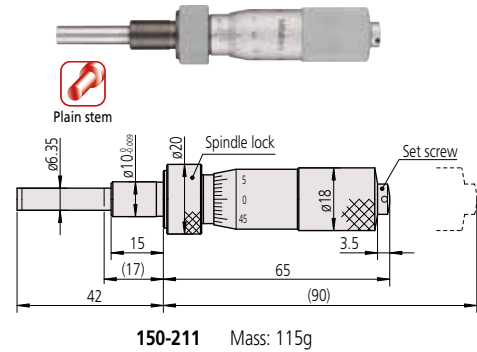
DIMENSIONS

Plain stem

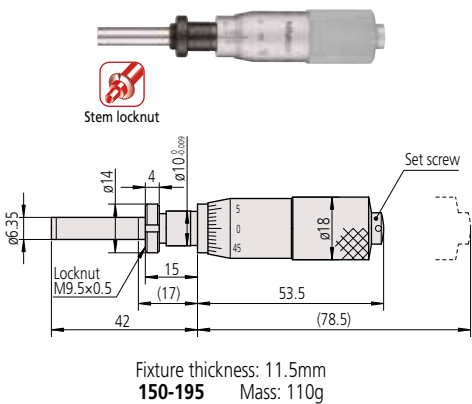


Plain stem and spindle lock

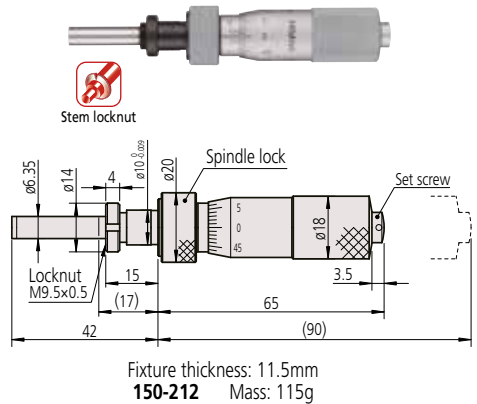
Unit: mm



Stem locknut



Stem locknut and spindle lock



() : with spindle fully retracted

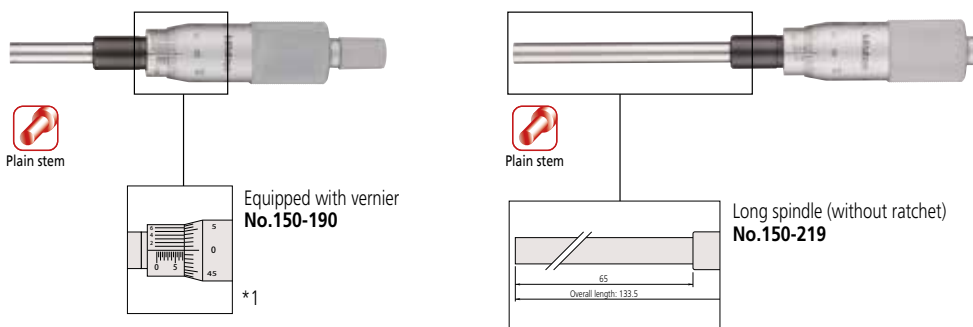
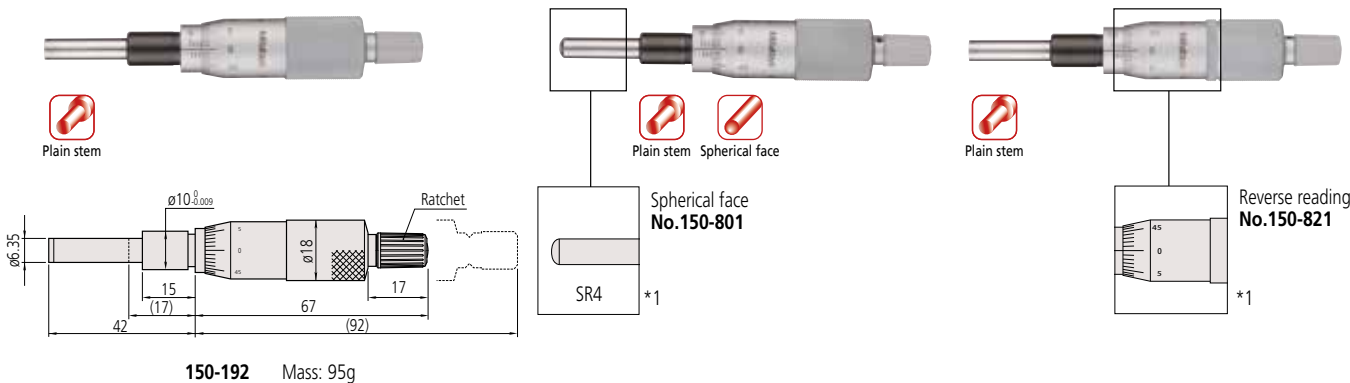
● CAD download service at Mitutoyo web site

2D CAD data can be downloaded at our web site. For details, refer to page 10.

DIMENSIONS

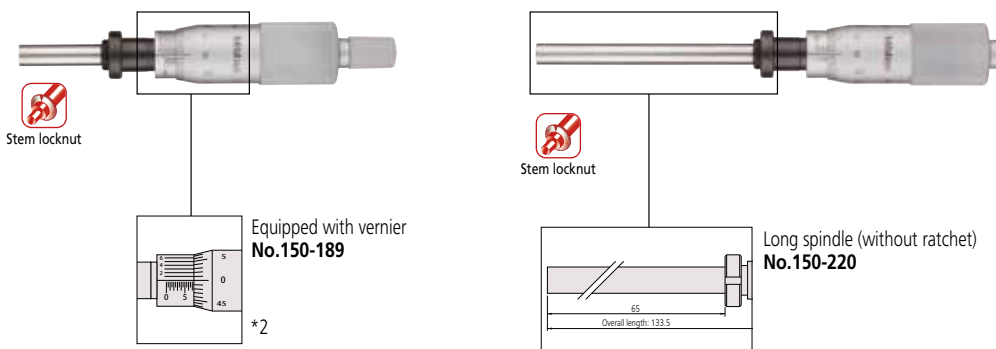
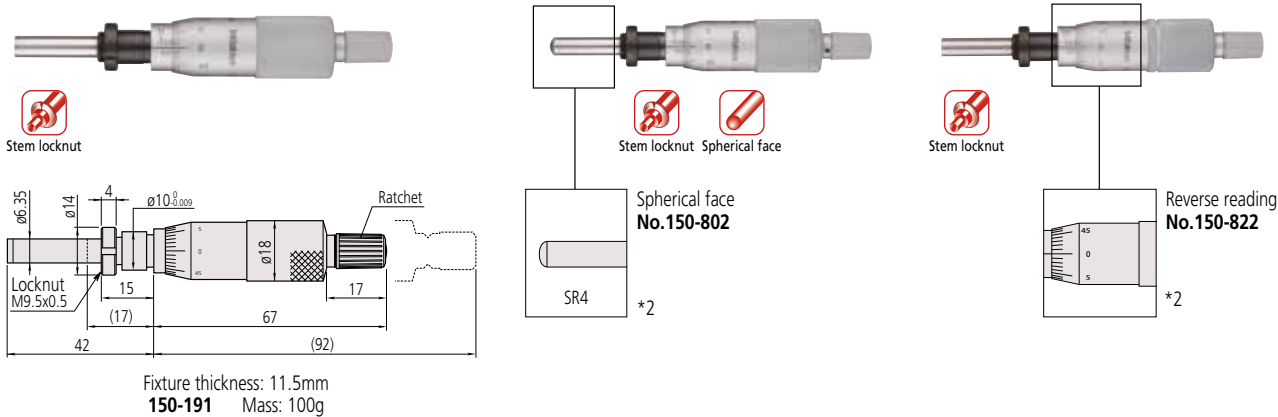
Plain stem

() : with spindle fully retracted Unit: mm



*1 Other dimensions are the same as **150-192**.

Stem locknut

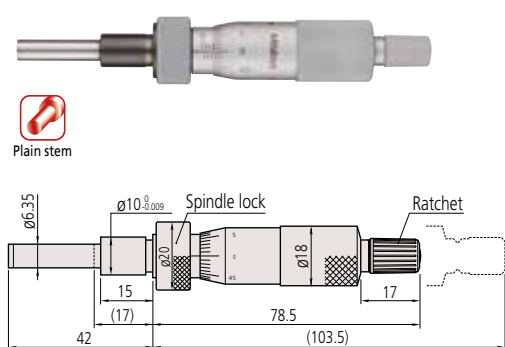


*2 Other dimensions are the same as **150-191**.

DIMENSIONS

Plain stem and spindle lock

() : with spindle fully retracted Unit: mm



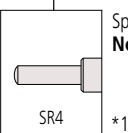
150-209 Mass: 110g



Plain stem




Plain stem Spherical face

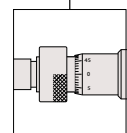


Spherical face
No.150-803

*1




Plain stem



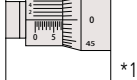
Reverse reading
No.150-823

*1




Plain stem


Equipped with vernier
No.150-183



*1



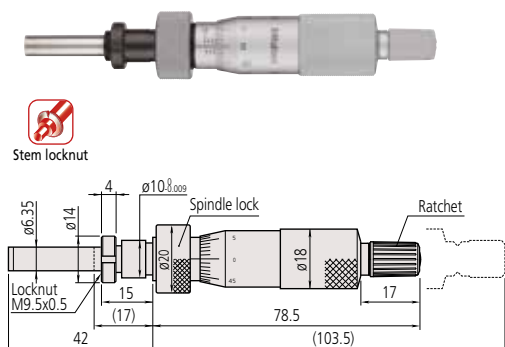
Plain stem



Long spindle (without ratchet)
No.150-223

*1 Other dimensions are the same as 150-209.

Stem locknut and spindle lock



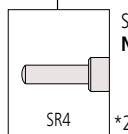
Fixture thickness: 11.5mm
150-210 Mass: 115g



Stem locknut




Stem locknut Spherical face

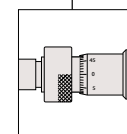


Spherical face
No.150-804

*2



Stem locknut



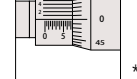
Reverse reading
No.150-824

*2




Stem locknut

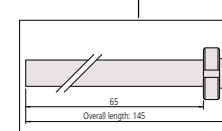
Equipped with vernier
No.150-184



*2



Stem locknut



Long spindle (without ratchet)
No.150-224

*2 Other dimensions are the same as 150-210.

● CAD download service at Mitutoyo web site

2D CAD data can be downloaded at our web site. For details, refer to page 10.

Series 151 Medium-sized Standard Type
Micrometer Heads with 8mm diameter spindle

Micrometer heads with a spindle diameter of 8mm, which can sustain the most heavy-duty use among universal types.

SPECIFICATIONS

- Measuring range: 0 - 25mm, 0 - 50mm
- Resolution: 0.01mm
(0.001mm for models with vernier)
- Accuracy: ±2µm (25mm range)
±4µm (50mm range)
- Measuring face: Material: Carbide tip
Hardness: 90HRA or more
Lapped
- Scale finishing: Satin-chrome plated

Metric						
Order No.	Range	Accuracy	Stem dia.	Stem	Spindle end	Special features
151-224	0 - 25mm	±2µm	12mm	Plain	Flat (carbide tip)	—
151-223				W/ clamp nut		
151-214**				Plain*		
151-213**				W/ clamp nut*		
151-211**				Plain*		
151-222				W/ clamp nut		
151-221				Plain*		
151-212**				W/ clamp nut*		
151-211**				Plain*		
151-227				0 - 50mm		
151-228	W/ clamp nut					
151-225	Plain*					
151-226	W/ clamp nut*					
151-256	Plain					
151-255	W/ clamp nut					
151-260	Plain					
151-259	W/ clamp nut					

* with spindle lock ** made-to-order models

Inch											
Order No.	Range	Accuracy	Stem dia.	Stem	Spindle end	Special features***					
151-240	0 - 1" 25.4mm	±0.001"/ ±0.003mm	.5" 12.7mm	Plain	Flat (carbide tip)	—					
151-239				W/ clamp nut							
151-238				Plain							
151-237				W/ clamp nut							
151-241**				Plain*							
151-242**				W/ clamp nut*							
151-243**				Plain*							
151-244**				W/ clamp nut*							
151-272				0 - 2" 50.8mm			±0.002"/ ±0.005mm		Plain	w/o ratchet stop	—
151-271									W/ clamp nut		

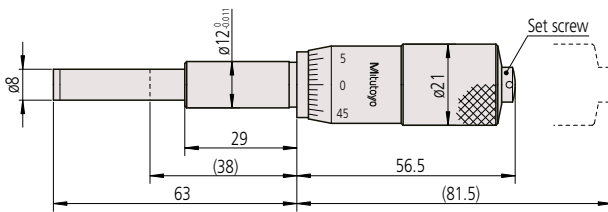
* with spindle lock ** made-to-order models *** Graduation in inch only

DIMENSIONS

Plain stem



Plain stem



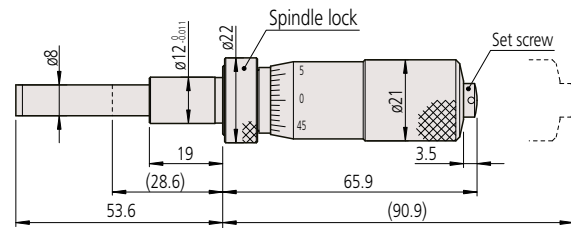
151-227 Mass: 150g

Plain stem and spindle lock

Unit: mm



Plain stem

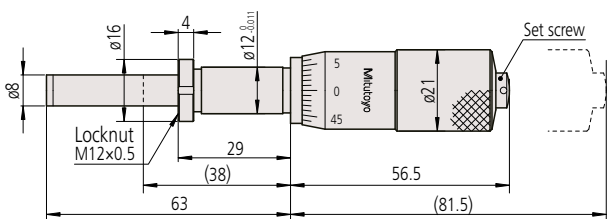


151-225 Mass: 165g

Stem locknut



Stem locknut

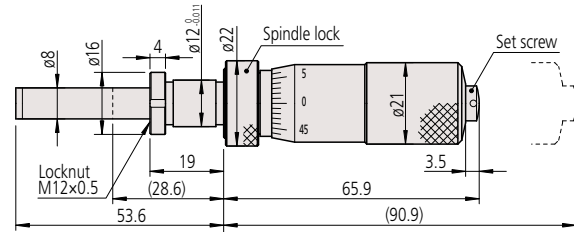


Fixture thickness: 25.5mm
151-228 Mass: 155g

Stem locknut and spindle lock



Stem locknut

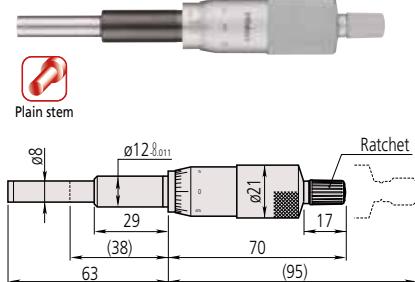


Fixture thickness: 15.5mm
151-226 Mass: 165g

() With spindle fully retracted.

DIMENSIONS

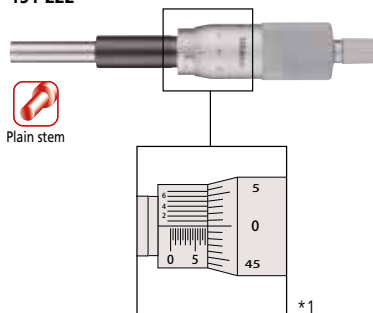
Plain stem



151-224 Mass: 150g

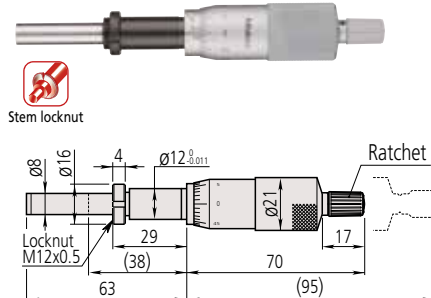
Equipped with vernier
151-222

Unit: mm



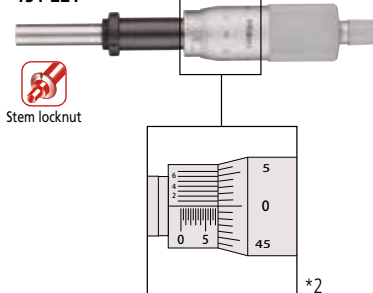
*1 Other dimensions are the same as **151-224**.

Stem locknut



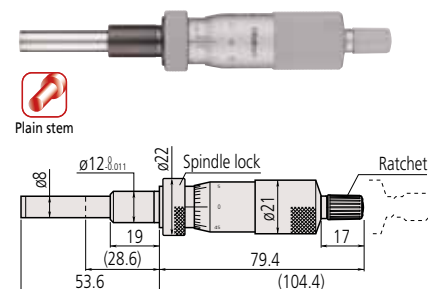
Fixture thickness: 25.5mm
151-223 Mass: 155g

Equipped with vernier
151-221



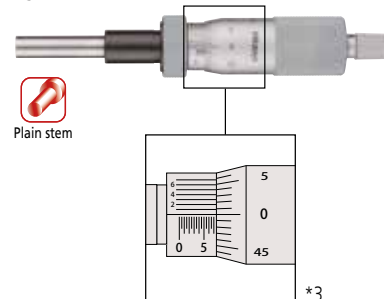
*2 Other dimensions are the same as **151-223**.

Plain stem and spindle lock



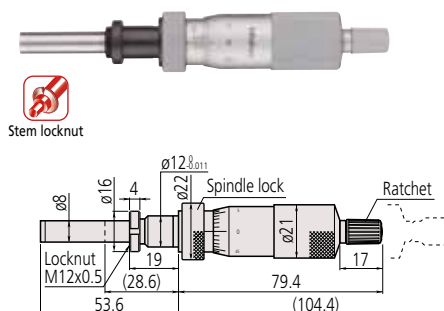
151-214 Mass: 160g

Equipped with vernier
151-212



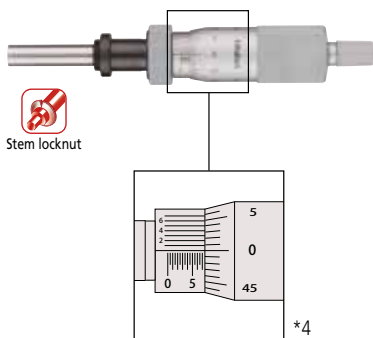
*3 Other dimensions are the same as **151-214**.

Stem locknut and spindle lock



Fixture thickness: 15.5mm
151-213 Mass: 165g

Equipped with vernier
151-211

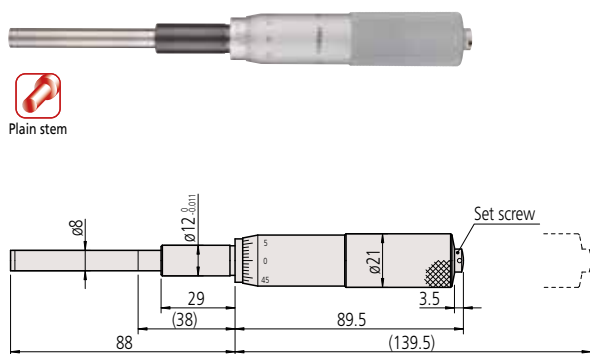


*4 Other dimensions are the same as **151-213**.
(): With spindle fully retracted.

DIMENSIONS

Unit: mm

Plain stem



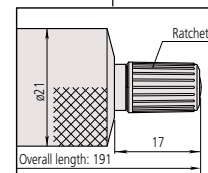
Plain stem

151-260 Mass: 240g



Plain stem

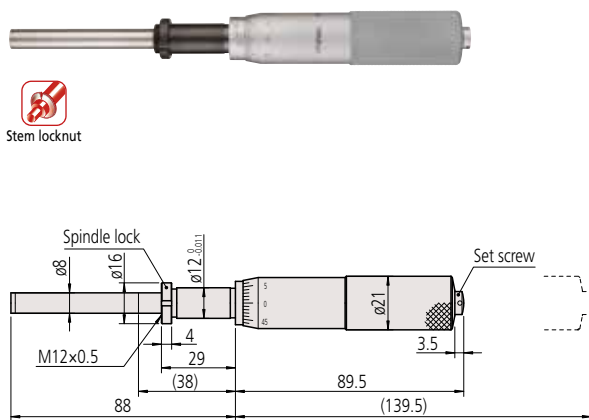
Equipped with ratchet
151-256



*1

*1 Other dimensions are the same as **151-260**.

Stem locknut



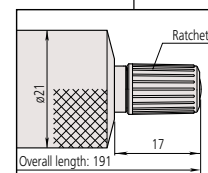
Stem locknut

Fixture thickness: 25.5mm
151-259 Mass: 250g



Stem locknut

Equipped with ratchet
151-255



*2

*2 Other dimensions are the same as **151-259**.
(): With spindle fully retracted.

● **CAD download service at Mitutoyo web site**

2D CAD data can be downloaded at our web site. For details, refer to page 10.

Series 110 Micrometer Heads

Differential Screw Thread Translator (Extra-Fine Feed) Type

Provides 10-20X finer feed than standard heads.

Differential screw mechanisms enable ultra-fine feed and resolution for ultra-precise positioning and adjustment applications. The dual-thimble arrangement on 110-502/4 models provides coarse and fine adjustment on the same head.

SPECIFICATIONS

- Measuring face: Material: Carbide tip (110-502/504 are hardened tool steel)
Hardness: 90HRC or more (Only 110-502/504 are 60HRC or more Lapped Satin-chrome plated)
- Scale finishing: 9.5mm (recommended) (Only 110-502/504 are 11.5mm)

Metric										
Order No.	Range	Graduation		Accuracy**	Stem dia.	Stem	Spindle end	Graduation features		
110-101	0 - 2.5mm	0.001mm		±5μm/±1.5μm	12mm	w/ clamp nut	Flat (carbide tip)	Standard		
110-102		0.0001mm						Fine		
110-105		0.001mm						Standard		
110-106		0.0001mm						Fine		
110-107	0 - 1mm	0.001mm		±3μm/±1.5μm	9.5mm	w/ clamp nut	Spherical (SR10) (carbide tip)	Standard		
110-108		0.0001mm						Fine		
110-502	Thimble (fine)	0 - 0.2mm	Thimble (fine)	0.0005mm	±3μm/±1.5μm	9.5mm	w/ clamp nut	Spherical (SR3)	Dual scales; 0.2mm fine-feed range	
	Thimble (coarse)	0 - 13mm	Thimble (coarse)	0.01mm						
Inch										
Order No.	Range	Graduation***		Accuracy**	Stem dia.	Stem	Spindle end	Graduation features		
110-111	0 - .05"/0 - 1.27mm	.00002" / 0.0005mm		±0.0025"/±0.0006"/ ±0.006mm/±0.002mm	.5"/12.7mm	w/ clamp nut	Flat (carbide tip)	Standard		
110-112		.00005" / 0.0001mm						Fine		
110-115*		.00002" / 0.0005mm						Standard		
110-116*		.00005" / 0.0001mm						Fine		
110-117*	0 - .02"/0 - 0.508mm	.00002" / 0.0005mm		±0.004mm/±0.002mm	.5"/12.7mm	w/ clamp nut	Spherical (SR10) (carbide tip)	Standard		
110-118*		.00005" / 0.0001mm						Fine		
110-504	Thimble (fine)	0 - .006"/ 0-0.152mm	Thimble (fine)	.00002"/ 0.0005mm	±0.0015"/±0.0006"/ ±0.006mm/±0.002mm	.375"/9.525mm	w/ clamp nut	Spherical (SR3)	Dual scales; 0.2mm/.006" fine-feed range	
	Thimble (coarse)	0 - .5"/ 0-12.7mm	Thimble (coarse)	.001"/ 0.025mm						

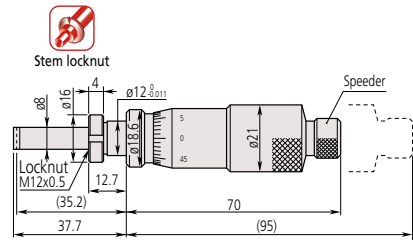
* made-to-order models ** Wide range / narrow range *** Graduation in inch only

DIMENSIONS

- Differential movement mechanism with double spindle.
- Non-rotating spindle.
- Fixture thickness: 9.5mm



Equipped with vernier



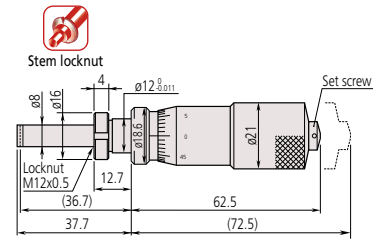
Fixture thickness: 9.5mm

110-101, 110-102 Equipped with vernier Mass: 150g

- Differential movement mechanism with double spindle.
- Non-rotating spindle.
- Fixture thickness: 9.5mm



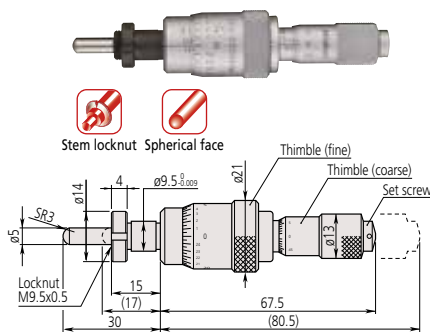
Equipped with vernier



Fixture thickness: 9.5mm


110-105, 110-106 Equipped with vernier Mass: 150g

Unit: mm



Fixture thickness: 11.5mm

110-502 Dual thimble Mass: 95g



Equipped with vernier

SR10 Stem locknut Spherical face

No. 110-107
No. 110-108 Equipped with vernier

() : with spindle fully retracted

- CAD download service at Mitutoyo web site

2D CAD data can be downloaded at our web site. For details, refer to page 10.

**Series 148
Micrometer Heads**

**Fine Spindle Feed of
0.1mm/rev**

Provides 5X finer feed than standard heads.

The spindle thread of 0.1mm (0.5mm for standard types) per revolution enables very precise feeding and positioning. This type can also replace standard heads in many applications where space-saving is important (see diagram below). Stem diameter and range compatibility enables heads 148-142/43 and 148-342/43 to be drop-in replacements for the 0-6.5mm range Short Body heads (148-301/02/03/04/05/06/13/14 and inch equivalents) shown on page 18; similarly 148-242/43 for the 0-6.5mm range Small/Ultra-small heads (148-201/03/05/07/09/11) shown on pages 16/17; and 148-244/45 for the 0-5mm range Small/Ultra-small heads (148-215/6) shown on pages 16/17.

SPECIFICATIONS

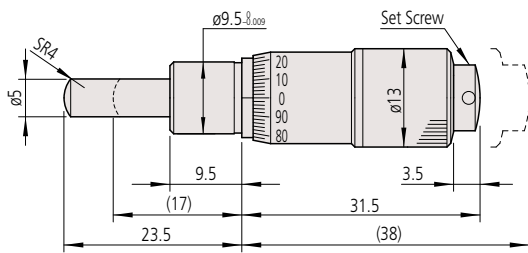
- Measuring face: Material: Alloy tool steel
Hardness: 60HRC or more
Lapped
- Fixture thickness: 6mm (148-142/143/342/343)
4mm (148-242/243/244/245)
- Scale finishing: Satin-chrome plated

Metric								
Order No.	Range	Graduation	Accuracy	Stem dia.	Stem	Spindle end	Spindle pitch	Special features
148-142	0 - 6.5mm	0.002mm	±2μm	9.5mm	Plain	Spherical (SR4)	0.1mm	—
148-143					w/ clamp nut			Thicker & shorter thimble
148-342					Plain			
148-343					w/ clamp nut			
148-242					Plain			
148-243	0 - 5mm	0.004mm	±5μm	6mm	w/ clamp nut	Spherical (SR3)	0.1mm	Small thimble diameter
148-244					Plain			
148-245					w/ clamp nut			

DIMENSIONS


Plain stem

Unit: mm



148-142 Mass: 31g

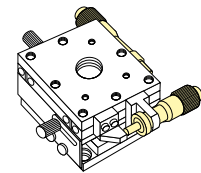
Spindle pitch




Pitch = 0.1mm Pitch = 0.5mm

Applications

- Semiconductor-wafer positioning machinery and optical component alignment units, etc.
- Precision X-Y table positioning



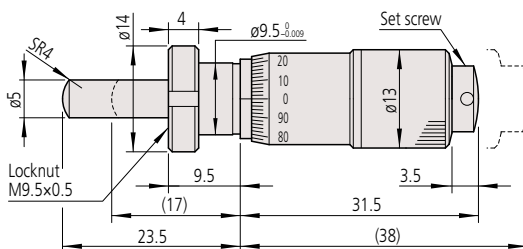
- Precision adjustment of mirror in holder



Stem locknut



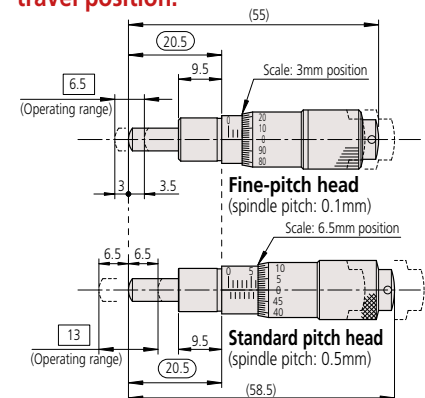
Sleeve marker



Fixture thickness: 6mm
148-143 Spherical face Mass: 34g

(): with spindle fully retracted

Comparison of mounting dimensions between a fine-pitch head and a standard-pitch head at the mid-range travel position.



While the fine-pitch micrometer head has a measuring range of 6.5mm, the standard head has a larger range of 13mm.

When replacing a standard head, the fine-pitch type can use the common range in the middle of the spindle travel. The standard and compact types of fine-pitch head are otherwise completely interchangeable.

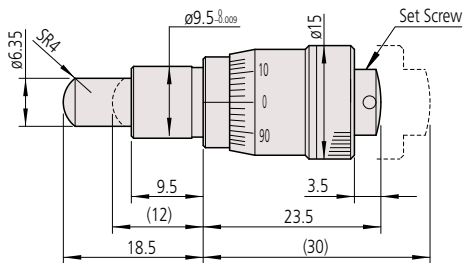
DIMENSIONS

Unit: mm

Plain stem



Plain stem Spherical face

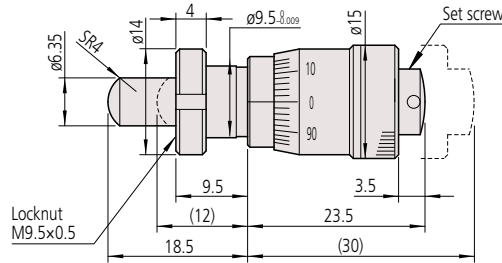


148-342 Mass: 29g

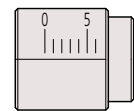
Stem locknut



Stem locknut Spherical face



Fixture thickness: 6mm
148-343 Spherical face Mass: 31g

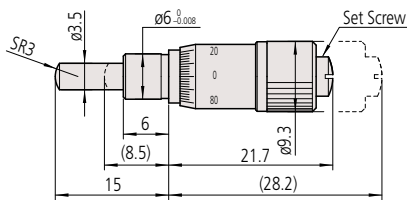


Sleeve marker

Plain stem



Plain stem Spherical face

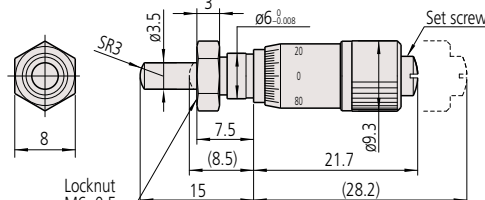


148-242 Mass: 10g

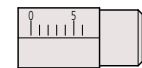
Stem locknut



Stem locknut Spherical face



Fixture thickness: 4mm
148-243 Spherical face Mass: 10g

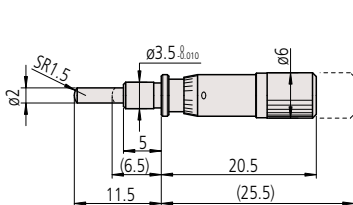


Sleeve marker

Plain stem



Plain stem Spherical face

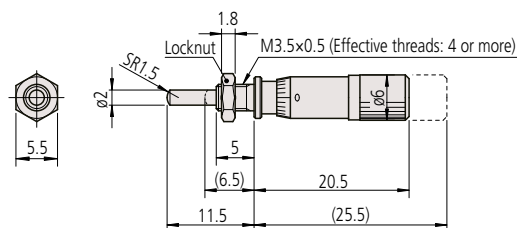


148-244 Mass: 4g

Stem locknut



Stem locknut Spherical face



Fixture thickness: 3mm
148-245 Spherical face Mass: 5g



Sleeve marker

Series 148
Micrometer Heads

Fine Spindle Feed of
0.25mm/rev

Provides 2X finer feed than standard head types.

The 0.25mm pitch thread on the spindle provides a 2X finer feed than standard for precise positioning applications. Miniature design is also useful in reducing size of fixtures. Stem diameter and range compatibility enables heads **148-132/33** to be drop-in replacements for all the 0-13mm range Small Standard heads shown on pages 20/21, and Short Body heads (**148-307/08/09/10/11/12** and inch equivalents) shown on pages 18/19; similarly **148-322/23** for the 0-6.5mm range Short Body heads (**148-301/02/03/04/05/06/13/14** and inch equivalents) shown on page 18.

SPECIFICATIONS

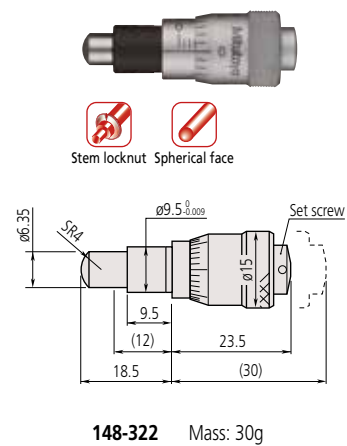
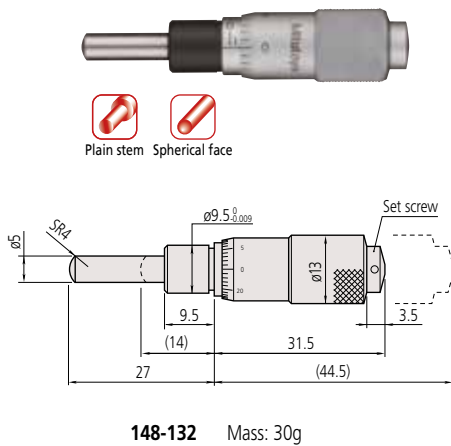
- Measuring face: Material: Alloy tool steel
Hardness: 60HRC or more
Lapped
- Scale finishing: Satin-chrome plated
- Fixture thickness: 6mm

Metric		Order No.	Range	Graduation	Accuracy	Stem dia.	Stem	Spindle end	Spindle pitch
		148-132	0 - 13mm	0.01mm	±2μm	9.5mm	Plain	Spherical (SR4)	0.25mm
		148-133					w/ clamp nut		
		148-322	0 - 6.5mm				Plain		
		148-323					w/ clamp nut		

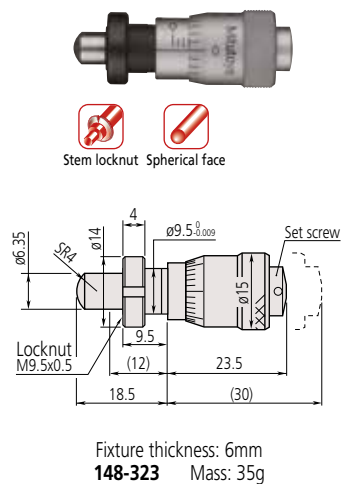
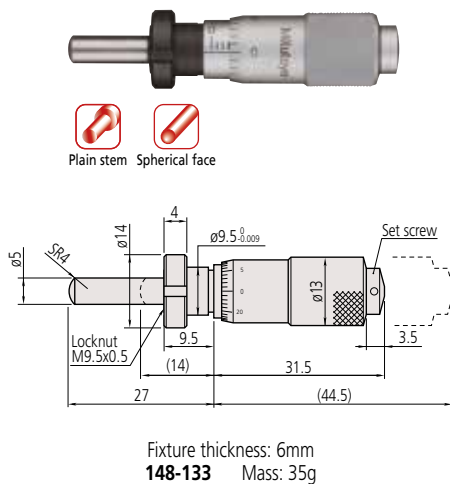
DIMENSIONS

Unit: mm

Plain stem



Stem locknut



(): with spindle fully retracted

● **CAD download service at Mitutoyo web site**

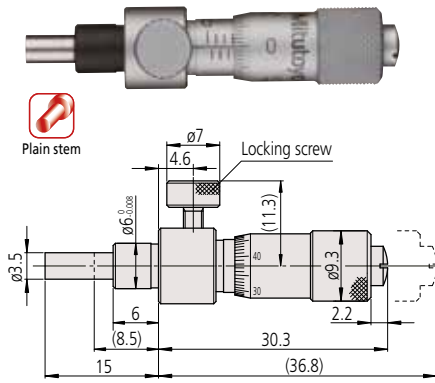
2D CAD data can be downloaded at our web site. For details, refer to page 10.

Series 148 Micrometer Heads Locking-screw Type

A conveniently positioned thumbscrew is provided for those applications where the spindle has to be frequently locked and unlocked.

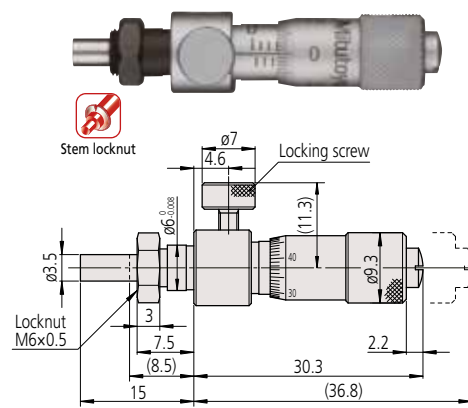
DIMENSIONS

Plain stem



148-220 Mass: 16g

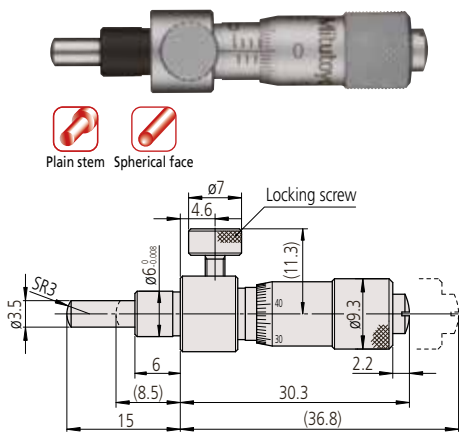
Stem locknut



Fixture thickness: 4mm
148-221 Mass: 17g

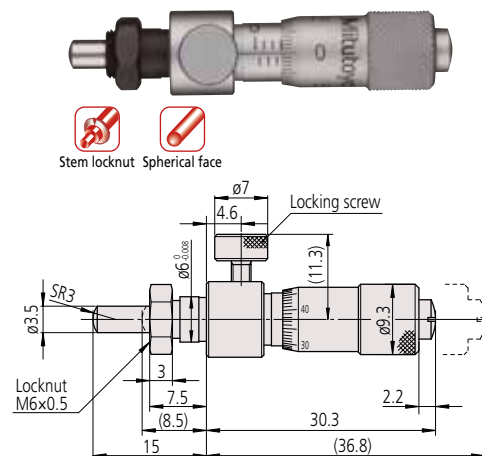
Unit: mm

Plain stem



Spherical face (SR3)
148-222 Mass: 16g

Stem locknut



Spherical face (SR3) Fixture thickness: 4mm
148-223 Mass: 17g

(): with spindle fully retracted

Locking screw



Secure spindle

SPECIFICATIONS

Metric							
Order No.	Range	Graduation	Accuracy	Stem dia.	Stem	Spindle end	Graduation features
148-220	0 - 6.5mm	0.01mm	±5µm	6mm	Plain	Flat	Standard
148-221					W/ clamp nut	Plain	
148-222					Plain	Spherical (SR3)	
148-223	0 - 13mm	0.01mm	±2µm	9.5mm	W/ clamp nut	Plain	
148-150					Plain	Flat	
148-151					W/ clamp nut	Spherical (SR4)	
148-152	0 - 13mm	0.01mm	±2µm	9.5mm	Plain	Spherical (SR4)	
148-153					W/ clamp nut	Plain	
148-316					Plain	Flat	
148-317	0 - 6.5mm	0.01mm	±5µm	6mm	W/ clamp nut	Plain	
148-318					Plain	Spherical (SR4)	
148-319					W/ clamp nut	Spherical (SR4)	

Inch							
Order No.	Range	Graduation*	Accuracy	Stem dia.	Stem	Spindle end	Graduation features
148-230	0 - .25"	0.025mm	±0.0025"/±0.006mm	.25mm	Plain	Flat	Standard
148-231					W/ clamp nut	Plain	
148-232					Plain	Spherical (SR3)	
148-233	0 - .5"	0.025mm	±0.001"/±0.003mm	.375mm	W/ clamp nut	Plain	
148-160					Plain	Flat	
148-161					W/ clamp nut	Spherical (SR4)	
148-162	12.7mm	0.025mm	±0.001"/±0.003mm	9.525mm	Plain	Spherical (SR4)	
148-163					W/ clamp nut	Plain	
148-326					Plain	Flat	
148-327	0 - .25"	0.025mm	±0.0025"/±0.006mm	.25mm	W/ clamp nut	Plain	
148-328					Plain	Spherical (SR4)	
148-329					W/ clamp nut	Spherical (SR4)	

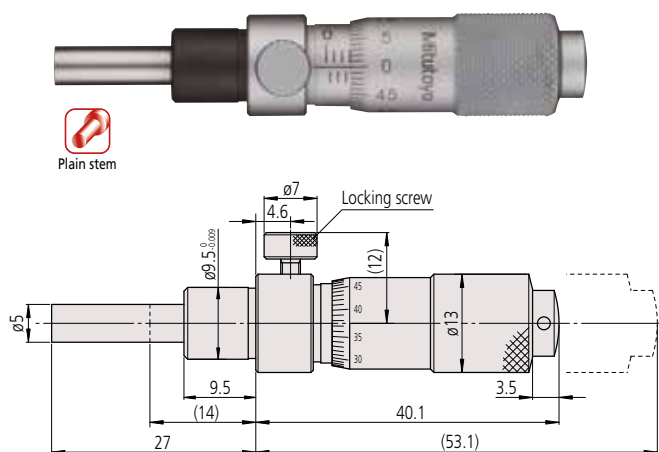
* graduation in inch only

DIMENSIONS

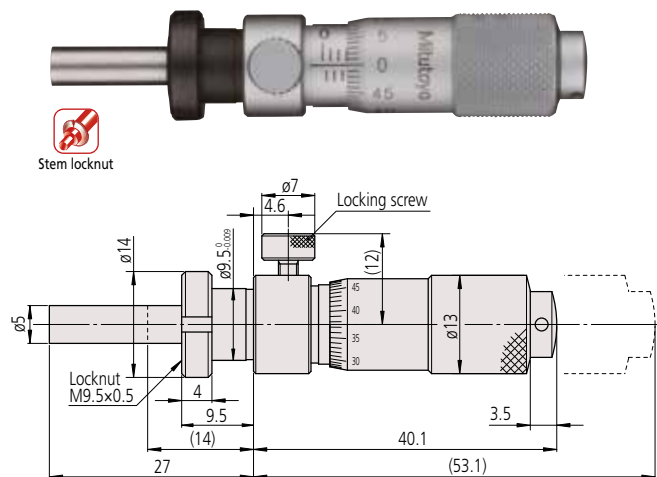
Plain stem

Stem locknut

Unit: mm



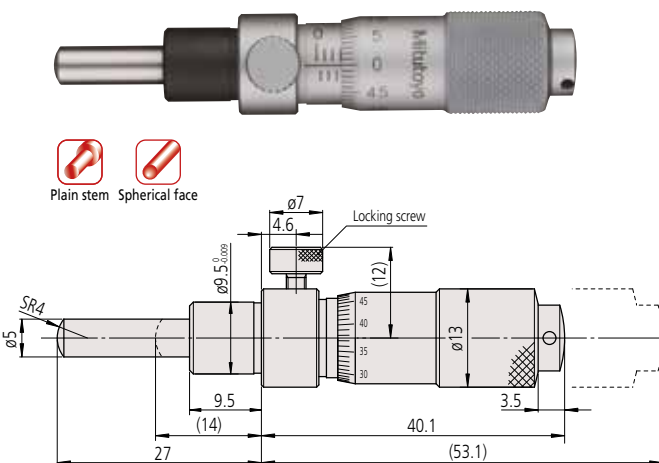
148-150 Mass: 40g



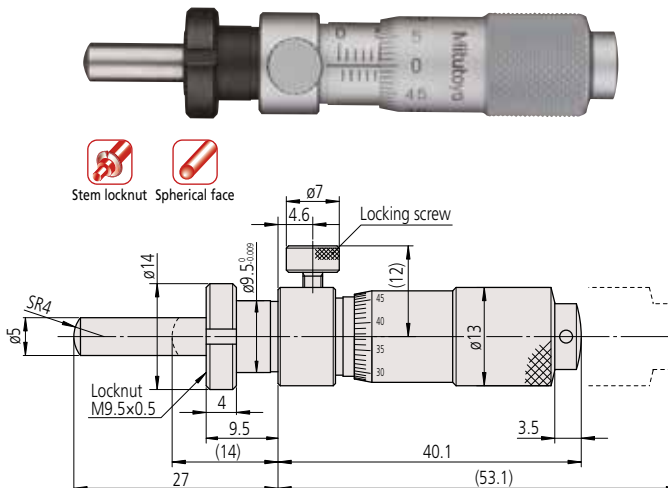
Fixture thickness: 6mm
148-151 Mass: 43g

Plain stem

Stem locknut



Spherical face (SR4)
148-152 Mass: 40g



Spherical face (SR4) Fixture thickness: 6mm
148-153 Mass: 43g

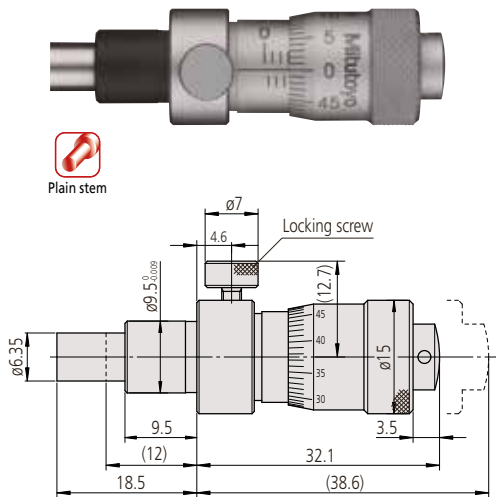
(): with spindle fully retracted

● **CAD download service at Mitutoyo web site**

2D CAD data can be downloaded at our web site. For details, refer to page 10.

DIMENSIONS

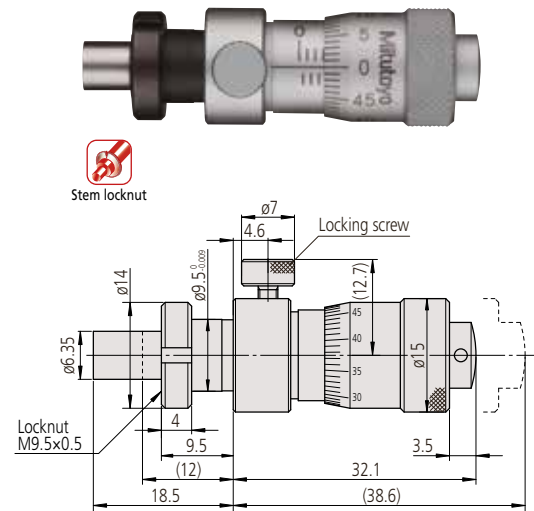
Plain stem



148-316 Mass: 40g

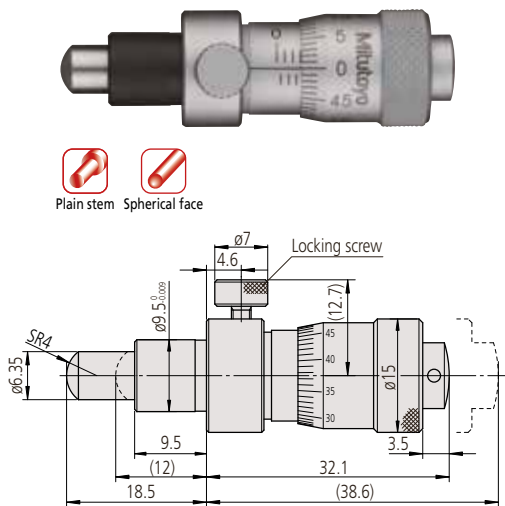
Stem locknut

Unit: mm



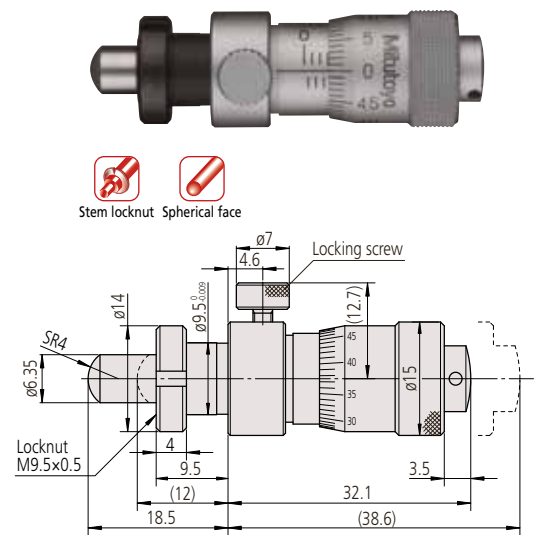
Fixture thickness: 6mm
148-317 Mass: 43g

Plain stem



Spherical surface (SR4)
148-318 Mass: 40g

Stem locknut



Spherical surface (SR4) Fixture thickness: 6mm
148-319 Mass: 43g

() : With spindle fully retracted.

● CAD download service at Mitutoyo web site

2D CAD data can be downloaded at our web site. For details, refer to page 10.

**Series 153
Micrometer Heads**

**Non-rotating
Spindle Type**

Micrometer heads featuring a non-rotating spindle for delicate workpieces.

The non-rotating spindle design suits applications where the twisting effect of the standard spindle is undesirable because of the risk of damage to delicate or polished workpiece surfaces.

SPECIFICATIONS

- Measuring face: Material: Carbide tip
Hardness: 90HRA or more
Lapped
- Scale finishing: Satin-chrome plated

Metric								
Order No.	Range	Graduation	Accuracy	Stem dia.	Stem	Spindle end	Spindle pitch	Graduation features
153-101	0 - 15mm	0.01mm	±3μm	9.5mm	Plain	Flat (carbide tip)	0.5mm	Standard
153-201*	0 - 25mm	0.001mm		w/ vernier (0.001mm)				
153-203		0.01mm		Standard				
153-204		0.001mm		w/ vernier (0.001mm)				

Inch								
Order No.	Range	Graduation***	Accuracy	Stem dia.	Stem	Spindle end	Spindle pitch	Special features***
153-108**	0 - .5" / 12.7mm	.001" / 0.025mm	±0.00015" / ±0.004mm	.375" / 9.525mm	Plain	Flat (carbide tip)	.025" / 0.635mm	w/ vernier (.0001")/(0.003mm)
153-205*	0 - 1" / 25.4mm	.0001" / 0.003mm		Standard				
153-206*		.001" / 0.025mm		w/ vernier (.0001")/(0.003mm)				
153-207		.001" / 0.025mm		Standard				
153-208	.0001" / 0.003mm	w/ vernier (.0001")/(0.003mm)						

* with ratchet stop ** made-to-order model *** Graduation in inch only

DIMENSIONS

Unit: mm

153-101 Mass: 70g

153-201 Mass: 125g

153-203 Mass: 125g

Equipped with ratchet and vernier ratchet
No.153-202

Without ratchet/ Equipped with vernier ratchet
No.153-204

*1 Other dimensions are the same as 151-201.

*2 Other dimensions are the same as 153-203. (): With spindle fully retracted.

● **CAD download service at Mitutoyo web site**
2D CAD data can be downloaded at our web site. For details, refer to page 10.

Series 152 Micrometer Heads

Quick Spindle Feed of
1mm/rev

2X faster feedrate than standard provides quicker positioning.

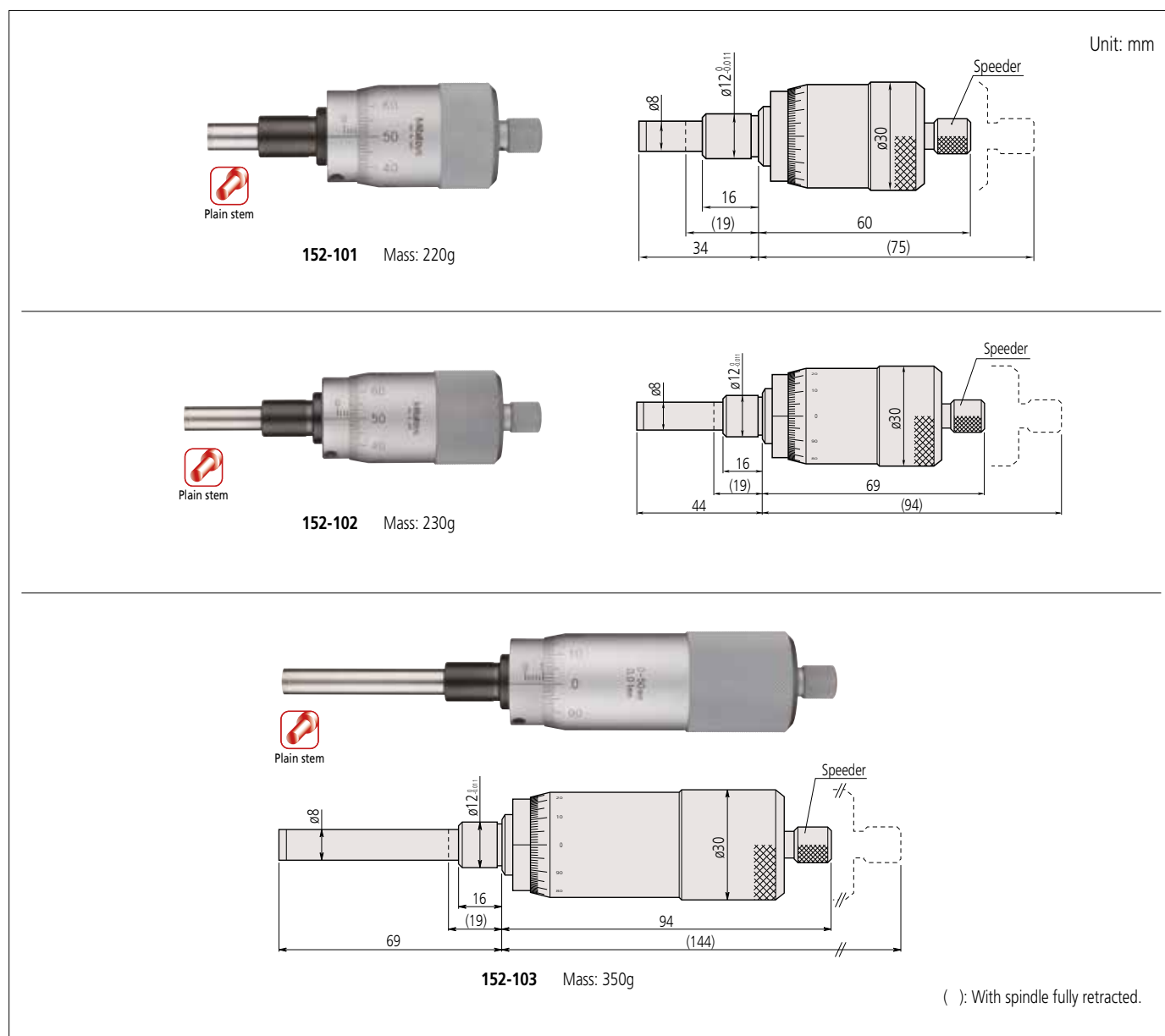
The 1mm-pitch thread on the spindle provides a 2X faster feed than standard for applications needing quick positioning, and the simple scale avoids the possibility of making a 0.5mm reading error. The larger screw thread also provides greater load-bearing capacity than does a standard head, which is useful when the head is used as a stop.

SPECIFICATIONS

- Measuring face: Material: Carbide tip
Hardness: 90HRC or more
Lapped
- Scale finishing: Satin-chrome plated

Metric		Order No.	Range	Graduation	Accuracy	Stem dia.	Stem	Spindle end	Spindle pitch
		152-101	0 - 15mm	0.01mm	±2μm	12mm	Plain	Flat (carbide tip)	1mm
		152-102	0 - 25mm						
		152-103	0 - 50mm						

DIMENSIONS



● CAD download service at Mitutoyo web site

2D CAD data can be downloaded at our web site. For details, refer to page 10.

Series 152
Micrometer Heads **Large thimble type**

Large thimble provides higher resolution and readability.

The use of a large-diameter thimble provides 5 times the resolution of standard types. Thanks to improvement in operability, even a small force rotates the thimble. The spindle feeds at the standard rate of 0.5mm/rev and the graduation schemes include a bidirectional option.

SPECIFICATIONS

- Measuring face: Material: Carbide tip
Hardness: 90HRC or more
Lapped
- Scale finishing: White anodized aluminium
- Fixture thickness: 22.5mm(recommended)

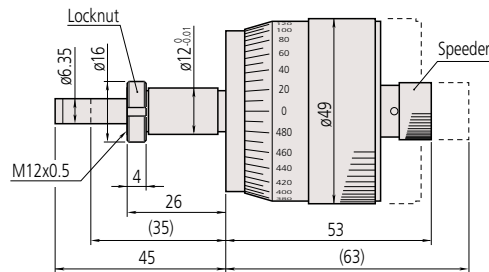
Metric									
Order No.	Range	Graduation	Accuracy	Stem dia.	Stem	Spindle end	Spindle pitch	Graduation features	
152-283	0 - 10mm	0.002mm	±2µm	12mm	w/ clamp nut	Plain	Flat (carbide tip)	0.5mm	Standard
152-332	0 - 25mm								Bidirectional
152-380	0 - 50mm								Bidirectional

Inch									
Order No.	Range	Graduation*	Accuracy	Stem dia.	Stem	Spindle end	Spindle pitch	Graduation features	
152-372	0 - 1"/25.4mm	.0001"/	±.0001"/	.5"/	w/ clamp nut	Flat (carbide tip)	.025"/0.635mm	Bidirectional	
152-388	0 - 2"/50.8mm	0.003mm	± 0.003mm	12.7mm					

* Graduation in inch only

DIMENSIONS

Unit: mm



Fixture thickness: 22.5mm
152-283 Mass: 190g

(): With spindle fully retracted.

● **CAD download service at Mitutoyo web site**

2D CAD data can be downloaded at our web site. For details, refer to page 10.

DIMENSIONS

Unit: mm

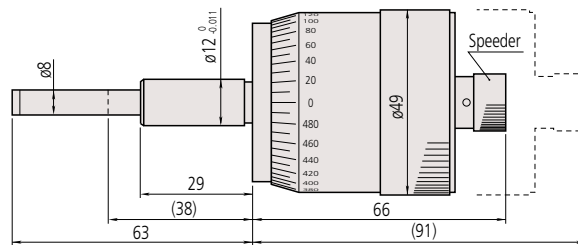


Plain stem



Plain stem

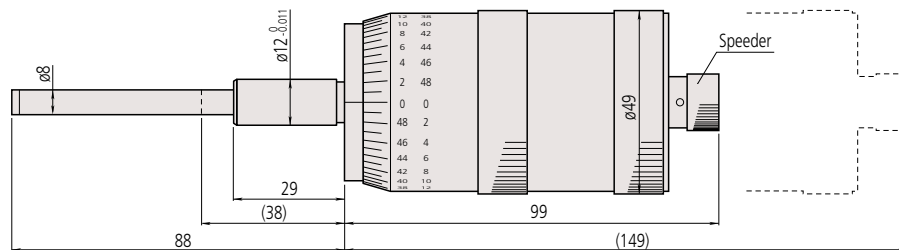
Bidirectional



152-332
152-348 Bidirectional Mass: 310g



Plain stem



152-380 Mass: 460g

(): with spindle fully retracted

Series 152
Micrometer Heads XY-Stage type

Micrometer heads developed specifically for XY stages.

A spindle pitch of 1mm allows quick feeding and positioning. The large thimble provides excellent readability and operability, with the bidirectional graduations being specifically arranged for reading from the same direction in XY-stage operation.

SPECIFICATIONS

- Measuring face: Material: Carbide tip
(152-389/390/391/392 are alloy tool steel)
Hardness: 90HRA or more
(152-389/390/391/392 are 60HRC or more)
Lapped
- Scale finishing: White anodized aluminium

Metric							
Order No.	Range	Graduation	Accuracy	Stem dia.	Stem	Spindle pitch	Graduation features
152-390	0 - 25mm	0.005mm	±2µm	18mm	Plain	1mm	for X-axis, bidirectional
152-389		0.001mm					for X-axis, with Vernier
152-402		Vernier graduation					
152-401							
Inch							
Order No.	Range	Graduation*	Accuracy	Stem dia.	Stem	Spindle pitch	Graduation features
152-392	0 - 1"	.0001"/	±.0001"/	.709"/	Plain	.025"/	for X-axis, bidirectional
152-391	25.4mm	0.003mm	±0.003mm	18.009mm			

*Graduation in inch only

DIMENSIONS

152-390 Mass: 270g

- The thimble can be rotated to a better reading position while maintaining the spindle position.

Unit: mm

No.152-389

*1 Other dimensions are the same as **152-390**.

Length of A: 0 to 6 A = 6 in the drawing above.
152-402 Mass: 460g

- The zero-setting ring allows spindle movement without thimble position change for easy zero setting.

No.152-401

*2 Other dimensions are the same as **152-402**.
() : With spindle fully retracted.

● **CAD download service at Mitutoyo web site**

2D CAD data can be downloaded at our web site. For details, refer to page 10.

Series 197 Micrometer Heads

Long Stroke Non-rotating Spindle

Long stroke head with non-rotating spindle and large diameter thimble.

A large-diameter head offering twice the stroke and feedrate of standard heads for excellent operability combined with a non-rotating spindle to suit those applications where the twisting effect of the standard spindle is undesirable.

SPECIFICATIONS

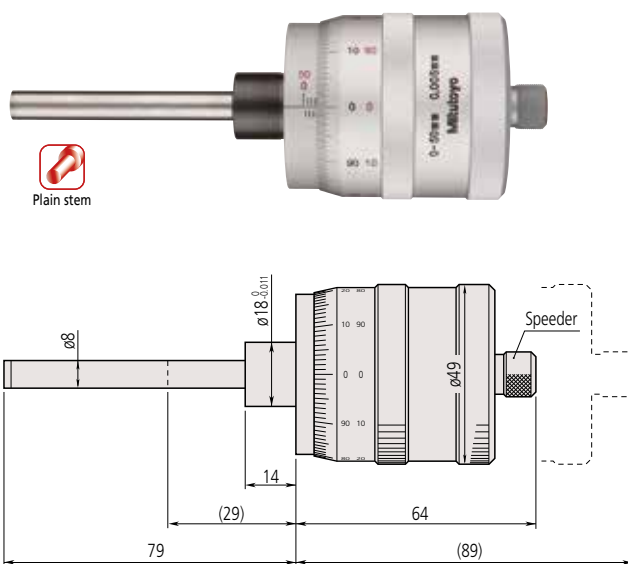
- Measuring face: Material: Carbide tip
Hardness: 90HRA or more
Lapped
- Scale finishing: White anodized aluminium

Metric									
Order No.	Range	Graduation	Accuracy	Stem dia.	Stem	Spindle end	Spindle pitch	Graduation	
197-101	0 - 50mm	0.005mm	±5µm	18mm	Plain	Flat (carbide tip)	1mm	Bidirectional	
Inch									
Order No.	Range	Graduation*	Accuracy	Stem dia.	Stem	Spindle end	Spindle pitch	Graduation	
197-201	0 - 2"/50.8mm	.0002"/0.005mm	±.0001"/±0.003mm	.709"/18.009mm	Plain	Flat (carbide tip)	.05"/1.27mm	Bidirectional	

* Graduation in inch only

DIMENSIONS

Unit: mm



197-101 Mass: 300g

(): With spindle fully retracted.

● CAD download service at Mitutoyo web site

2D CAD data can be downloaded at our web site. For details, refer to page 10.

Series 153
Micrometer Heads

High Accuracy and Resolution

High-accuracy and high-resolution micrometer heads.

A large thimble, non-rotating spindle head that provides higher accuracy and resolution than standard types for high-accuracy applications. The spindle feeds at the standard rate of 0.5mm/rev and the graduation scheme is bidirectional.

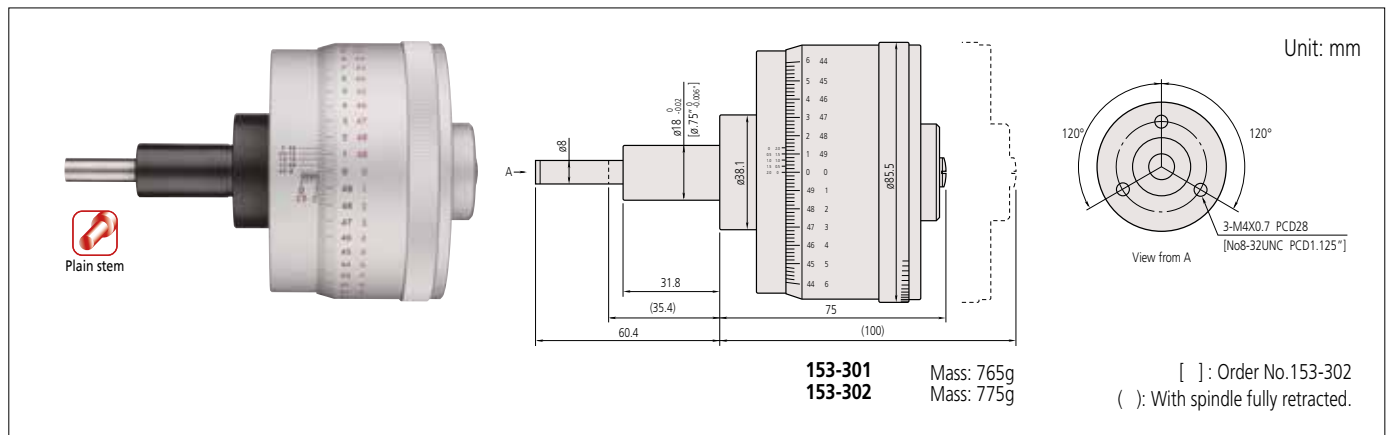
SPECIFICATIONS

- Measuring face: Material: Carbide tip
Hardness: 90HRA or more
Lapped
- Scale finishing: White anodized aluminium

Metric									
Order No.	Range	Graduation	Accuracy*	Stem dia.	Stem	Spindle end	Spindle pitch	Graduation features	
153-301	0 - 25mm	0.0005mm	±1±0.5µm	18mm	Plain	Flat (carbide tip)	0.5mm	Bidirectional	
Inch									
Order No.	Range	Graduation**	Accuracy*	Stem dia.	Stem	Spindle end	Spindle pitch	Graduation features	
153-302	0 - 1" / 25.4mm	.00001" / 0.0003mm	±.00005" / ±.00003" / ±0.001mm / ±0.0008mm	.75" / 19.05mm	Plain	Flat (carbide tip)	.025" / 0.635mm	Bidirectional	

DIMENSIONS

* Wide range / narrow range ** Graduation in inch only



Series 250
Micrometer Heads

Digit Counter Type

A mechanical-digit display head.

A mechanical counter type of head that offers easy digital reading with no battery needed. Counter resolution is 0.01mm and there is a graduated sleeve for finer work. The spindle feeds at the standard rate of 0.5mm/rev.

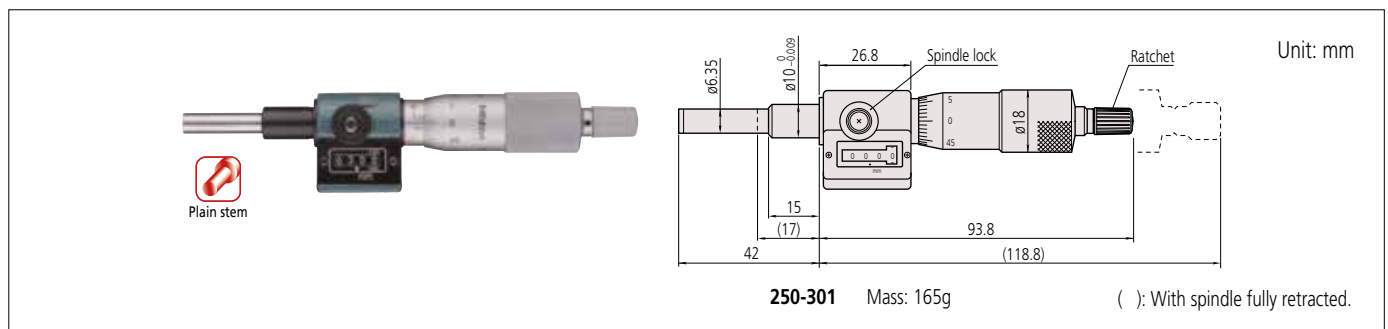
SPECIFICATIONS

- Measuring face: Material: Carbide tip
Hardness: 90HRC or more
Lapped
- Scale finishing: Satin-chrome plated

Metric									
Order No.	Range	Graduation	Accuracy	Stem dia.	Stem	Spindle end	Spindle pitch	Graduation features	
250-301	0 - 25mm	0.01mm	±2µm	10mm	Plain	Flat (carbide tip)	0.5mm	—	
Inch									
Order No.	Range	Graduation*	Accuracy	Stem dia.	Stem	Spindle end	Spindle pitch	Graduation features	
250-312	0 - 1" / 0 - 25.4mm	.0001" / 0.003mm	±.0001" / ±0.003mm	.375" / 9.525mm	Plain	Flat (carbide tip)	.025" / 0.635mm	Vernier scale	

* Graduation in inch only

DIMENSIONS

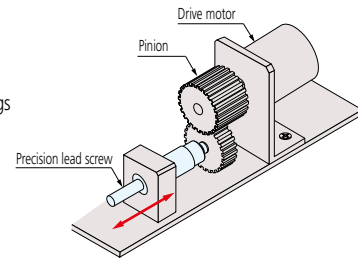


● **CAD download service at Mitutoyo web site**

2D CAD data can be downloaded at our web site. For details, refer to page 10.

Precision Leadscrews

- Mitutoyo manufactures simple and less expensive precision leadscrews for precise positioning mechanisms and fine-feed mechanisms, in addition to standard micrometer heads.
- Mitutoyo also manufactures leadscrews with special specifications, such as 0.25mm pitch, as well as those with the standard 0.5mm feed pitch and with dimensions and forms that meet customer's requirements.
- Durability: 100-thousand operations are guaranteed (use condition: 4 kg load; 2 kg for **AS-6.5** and **BS-6.5**)
- Main applications:
 - Precision feed stages
 - Fine adjustment of optical elements (mirrors, prisms)
 - Fiber optic centering devices
 - Various assembly and adjustment jigs



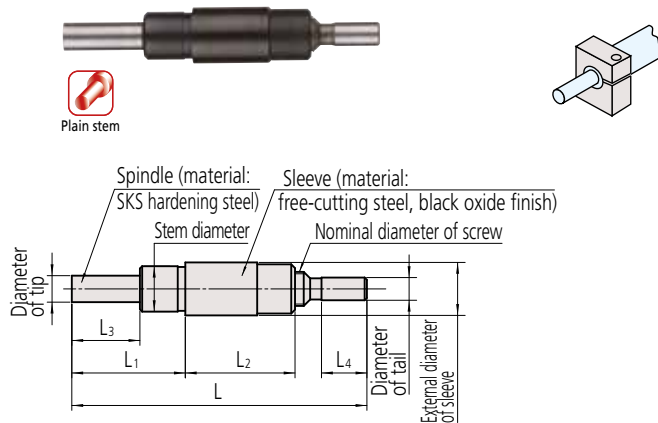
SPECIFICATIONS

Order No.	Model	Stroke (mm)	Feed pitch (mm)	Feed accuracy (μm)	Stem diameter (mm)	Tip diameter (mm)	Tail diameter (mm)	Screw nominal diameter	Sleeve diameter (mm)	Measuring face	Mass	Others
04AZA160	AS-6.5	6.5	0.5	±5	ø6 ⁰ _{-0.008}	ø3.5	ø3 ⁰ _{-0.01}	M4.5 x 0.5	ø7	Hardened	10g	<ul style="list-style-type: none"> • AS type: Flat spindle tip without nut • BS type: Spherical spindle tip with nut
04AZA161	BS-6.5										11g	
04AZA162	AS-13	13	±2	ø9.5 ⁰ _{-0.009}	ø5	ø5 ⁰ _{-0.012}	M7.35 x 0.5	ø10.5	Carbide	27g		
04AZA163	BS-13									30g		
04AZA164	AS-25	25	±2	ø10 ⁰ _{-0.009}	ø6.35	ø6 ⁰ _{-0.015}	M7.35 x 0.5	ø12	Carbide	61g		
04AZA165	BS-25									64g		

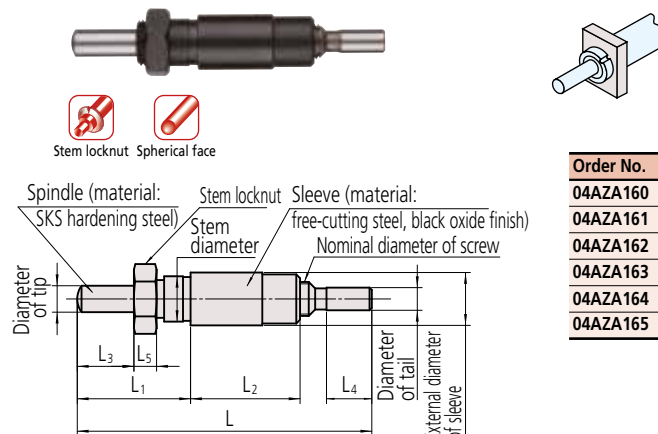
DIMENSIONS

Type AS: Plain stem

Unit: mm



Type BS: Stem with locknut



Order No.	L	L1	L2	L3	L4	L5
04AZA160	39	15	14.5	9	6	—
04AZA161	—	—	—	7.5	3	—
04AZA162	57.5	25	21.5	15.5	8	—
04AZA163	—	—	—	—	4	—
04AZA164	96.5	42	39.5	27	10	—
04AZA165	—	—	—	—	4	—

Micrometer Heads Mounting Fixtures

- Manufacturing brackets to mount micrometer heads for each particular application can be laborious and costly. Mitutoyo offers various types of fixtures for micrometer heads to meet a wide range of applications. These fixtures are made of nickel-plated cast iron.

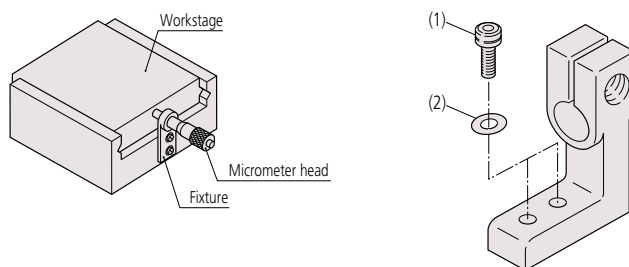


SPECIFICATIONS

Mounting hole size

Micrometer Head	Fixtures (Order No.)	Mounting hole size
148 Series	303560, 303562, 303564, 303566 303559, 303561, 303563, 303565	ø9.5x9.5 long for plain stem or stem locknut type micrometer heads
149 Series	303569, 303571, 303573, 303575 303568, 303570, 303572, 303574	ø9.5x15 long for plain stem or stem locknut type micrometer heads
150 Series	303579, 303581, 303583, 303585 303578, 303580, 303582, 303584	ø10x15 long for plain stem or stem locknut type micrometer heads

* Supplied with a socket head screw (M3 x 0.5 x 12) for fixtures to be used with a micrometer head without stem locknut (plain stem type micrometer head).



SPECIFICATIONS

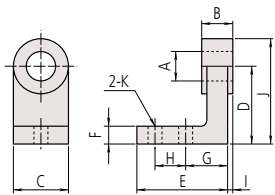
Recommended socket head screws for the fixtures

Fixtures (Order No.)	Socket head screw (1)	Washer (2)
303559, 303560, 303561, 303562, 303563, 303564, 303565, 303566	M3x0.5x8 M3x0.5x12	Small, Nominal dia.: 3 Small, Nominal dia.: 3
303568, 303569, 303570, 303571, 303572, 303573 303578, 303579, 303580, 303581, 303582, 303583	M4x0.7x10	Small, Nominal dia.: 4
303574, 303575 303584, 303585	M4x0.7x12	Small, Nominal dia.: 4

(): with spindle fully retracted

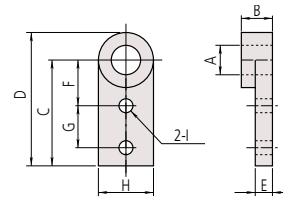
DIMENSIONS

Fixtures for micrometer heads with stem locknut



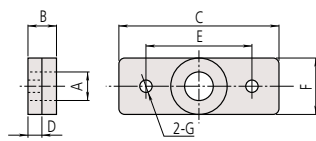
(Unit: mm)

Order No.	A	B	C	D	E	F	G	H	I	J	K
303559	∅9.5	6	15	20	24	5	11	8	0.5	27.5	∅3.4
303568		11.5	20	30	35	7	16	12	1.75	40	∅4.5
303578	∅10										



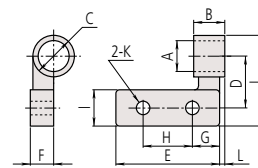
(Unit: mm)

Order No.	A	B	C	D	E	F	G	H	I
303563	∅9.5	6	30	37.5	4.5	15	10	15	∅3.4
303572		11.5	40	50	6.5	18	15	20	∅4.5
303582	∅10								



(Unit: mm)

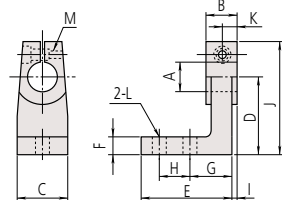
Order No.	A	B	C	D	E	F	G
303561	∅9.5	6	40	3.5	30	15	∅3.4
303570		11.5	60	5.5	40	20	∅4.5
303580	∅10						



(Unit: mm)

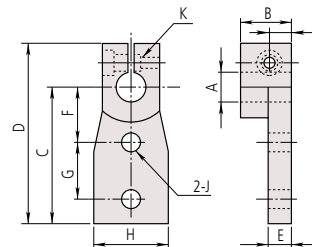
Order No.	A	B	C	D	E	F	G	H	I	J	K	L
303565	∅9.5	6		15	25		7.5	10	10	27.5	∅3.4	0.75
303574		11.5	∅15			8.5						
303584	∅10			20	40		10	20	15	35	∅4.5	1.25

Fixtures for plain stem type micrometer heads



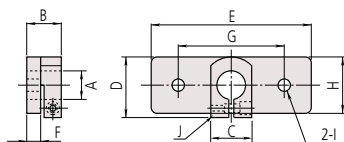
(Unit: mm)

Order No.	A	B	C	D	E	F	G	H	I	J	K	L	G
303560	∅9.5	9	15	20	23	5	11	8	1.5	3.25	4.5	∅3.4	
303569		14.5	20	30	35	7	16	12	3.25	4.25	7.25	∅4.5	M3×0.5
303579	∅10												



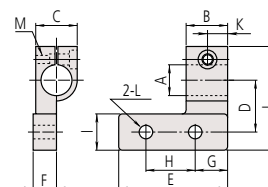
(Unit: mm)

Order No.	A	B	C	D	E	F	G	H	I	J	K
303564	∅9.5	9		4.25	4	15	10	15	4.5	∅3.4	
303573		14.5	30								M3×0.5
303583	∅10			5.25	6	18	15	20	7.25	∅4.5	



(Unit: mm)

Order No.	A	B	C	D	E	F	G	H	I	J
303562	∅9.5	9		20	40	3	30	15	∅3.4	
303571		14.5	15		22.5	60	5	40	20	∅4.5
303581	∅10									M3×0.5



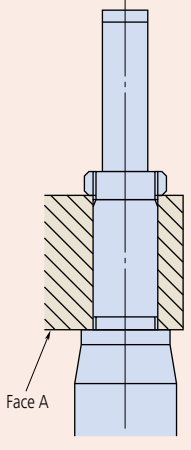
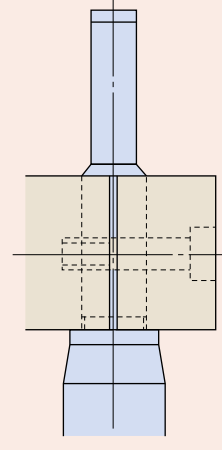
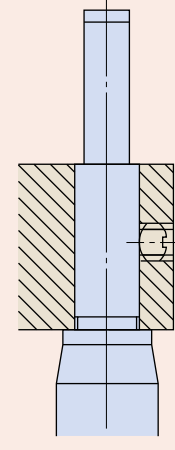
(Unit: mm)

Order No.	A	B	C	D	E	F	G	H	I	J	K	L	M
303566	∅9.5	9		15	25		7.5	10	10	32.5	4.5	∅3.4	
303575		14.5	15			8.5							M3×0.5
303585	∅10			20	40		10	20	15	40	7.25	∅4.5	

Guidelines for Self-made Fixtures

A micrometer head should be mounted by the stem in an accurately machined hole using a clamping method that does not exert excessive force on the stem. There are three common mounting methods as shown below. Method 3 is not recommended. Adopt methods (1) or (2) wherever possible.

(Unit: mm)

Mounting method	(1) Clamp nut				(2) Split-body clamp				(3) Setscrew clamp			
	Points to keep in mind											
Stem diameter	ø9.5	ø10	ø12	ø18	ø9.5	ø10	ø12	ø18	ø9.5	ø10	ø12	ø18
Mounting hole	G7		G7		G7		G7		H5		H5	
Fitting tolerance	+0.005 to +0.020		+0.006 to +0.024		+0.005 to +0.020		+0.006 to +0.024		0 to +0.006		0 to +0.008	
Precautions	Care should be taken to make Face A square to the mounting hole. The stem can be clamped without any problem at squareness within 0.16/6.5.				Remove burrs generated on the wall of the mounting hole by the slitting operation.				M3x0.5 or M4x0.7 is an appropriate size for the setscrew. Use a brass plug under setscrew (if thickness of fixture allows) to avoid damaging stem.			

Maximum Loading Capacity on Micrometer Heads

The maximum loading capacity of a micrometer head depends mainly on the method of mounting and whether the loading is static or dynamic (used as a stop, for example). Therefore the maximum loading capacity of each model cannot be definitively specified. Therefore the maximum loading capacity of each model cannot be definitively specified in the unit of N (kgf). The loading limits recommended by Mitutoyo (at less than 100,000 revolutions if used for measuring within the guaranteed accuracy range) and the results of static load tests using a small micrometer head are given below.

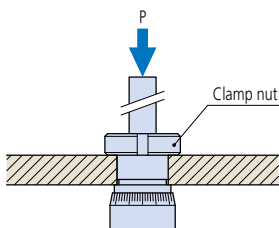
1. Recommended maximum loading limit

		Maximum loading limit
Standard type	spindle pitch: 0.5mm	Up to approx. 39.2N (4kgf)*
	Spindle pitch: 0.1mm/0.25mm	Up to approx. 19.6N (2kgf)
High-function type	Spindle pitch: 0.5mm	Up to approx. 39.2N (4kgf)
	Spindle pitch: 1.0mm	Up to approx. 58.8N (6kgf)
	Non-rotating spindle	Up to approx. 19.6N (2kgf)
	Series 110 micro-fine feed type (with a differential mechanism)	Up to approx. 19.6N (2kgf)

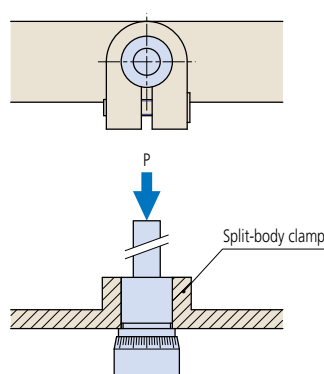
* Up to approx. 19.6N (2kgf) only for Ultra small models

2. Static load test for micrometer heads (using 148-104/148-103 for this test)

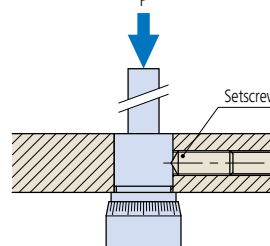
(1) Clamp nut



(2) Split-body clamp



(3) Setscrew clamp



Test method

Micrometer heads were set up as shown and the force at which the head was damaged or pushed out of the fixture when a static load was applied, in direction P, was measured. (In the tests no account was taken of the guaranteed accuracy range.)

Mounting method	Damaging / dislodging load*
(1) Clamp nut	Damage to the main unit will occur at 8.63 to 9.8kN (880 to 1000kgf).
(2) Split-body clamp	The main unit will be pushed out of the fixture at 0.69 to 0.98kN (70 to 100kgf).
(3) Setscrew clamp	Damage to the setscrew will occur at 0.69 to 1.08kN (70 to 110kgf).

* These load values should only be used as an approximate guide.

Custom-built Products (Product Example Introductions)

Micrometer heads have applications in many fields of science and industry and Mitutoyo offers a wide range of standard models to meet customers' needs. However, in those cases where the standard product is not suitable, Mitutoyo can custom build a head incorporating features better suited to your special application. Please feel free to contact Mitutoyo about the possibilities - even if only one custom-manufactured piece is required.



1. Spindle-end types

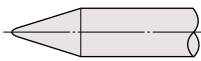
- Standard



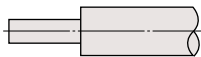
- Spherical



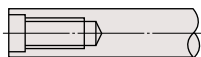
- Pointed



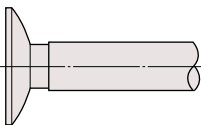
- Spline



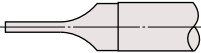
- Tapped



- Flanged



- Blade (for non-rotating spindle type only)

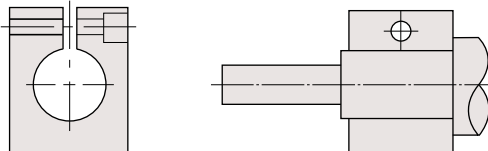


- Long spindle type is also available. Please consult Mitutoyo.

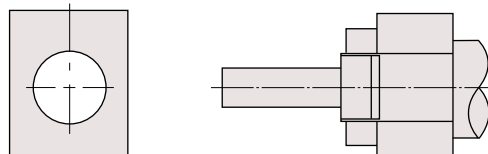
2. Stem types

A custom stem can be manufactured to suit the mounting fixture.

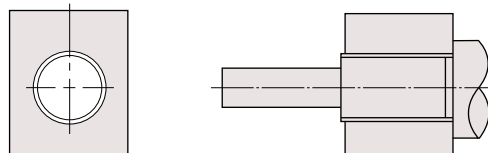
- Plain



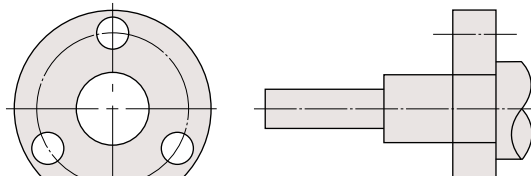
- Clamp nut



- Threaded



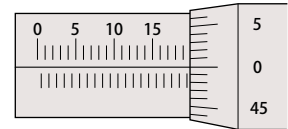
- Flanged



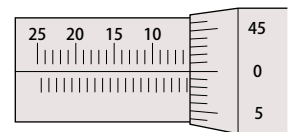
3. Scale graduation schemes

Various barrel and thimble scale graduation schemes, such as reverse and vertical, are available. Please consult Mitutoyo for ordering a custom scheme not shown here.

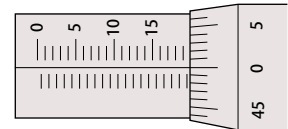
- Standard



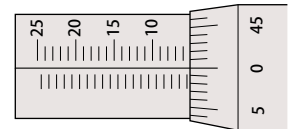
- Reverse



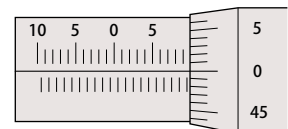
- Vertical



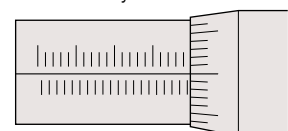
- Reverse vertical



- Offset zero



- Graduations only



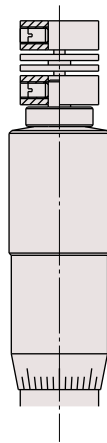
Customized micrometer heads can be offered even in one-off quantities. Do not hesitate to contact your nearest Mitutoyo sales office for details.

4. Logo engraving

A specific logo can be engraved as required.

5. Motor Coupling

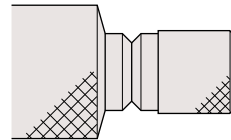
Couplings for providing motor drive to a head can be designed.



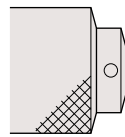
6. Thimble mounting

Thimble mounting methods including a ratchet, setscrew, and hex-socket head screw types are available.

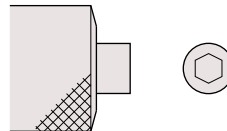
● Ratchet



● Setscrew



● Hex-socket head screw



7. Spindle-thread pitch

Pitches of 1mm for fast-feed applications or 0.25mm for fine-feed can be supplied as alternatives to the standard 0.5mm. Inch pitches are also supported. Please consult Mitutoyo for details.

8. Lubricant for spindle threads

Lubrication arrangements can be specified by the customer.

9. All-stainless construction

All components of a head can be manufactured in stainless steel.

10. Simple packaging

Large-quantity orders of micrometer heads can be delivered in simple packaging for OEM purposes.

11. Spindle and nut (Precision feed screw)

The spindle can be used as a precision feed screw. The nut is machined in accordance with the specified dimensions.

For details, refer to "Precision Feed Screws" on page 45.

12. Accuracy inspection certificate

An accuracy inspection certificate can be supplied at extra cost. For detailed information, contact the nearest Mitutoyo Sales Office.






**Whatever your challenges are,
Mitutoyo supports you from start to finish.**

Mitutoyo is not only a manufacturer of top quality measuring products but one that also offers qualified support for the lifetime of the equipment, backed up by comprehensive services that ensure your staff can make the very best use of the investment.

Apart from the basics of calibration and repair, Mitutoyo offers product and metrology training, as well as IT support for the sophisticated software used in modern measuring technology. We can also design, build, test and deliver bespoke measuring solutions and even, if deemed cost-effective, take your critical measurement challenges in-house on a sub-contract basis.



**Find additional product literature
and our product catalogue**

www.mitutoyo.eu

Note: Product illustrations are without obligation. Product descriptions, in particular any and all technical specifications, are only binding when explicitly agreed upon.
MITUTOYO and MiCAT are either registered trademarks or trademarks of Mitutoyo Corp. in Japan and/or other countries/regions. Other product, company and brand names mentioned herein are for identification purposes only and may be the trademarks of their respective holders.

Mitutoyo

Mitutoyo Europe GmbH

Borsigstraße 8-10
41469 Neuss

Tel. +49 (0) 2137-102-0
Fax +49 (0) 2137-102-351

info@mitutoyo.eu
www.mitutoyo.eu